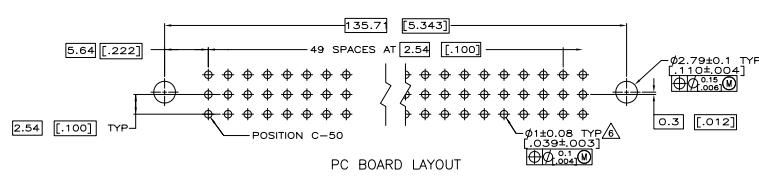
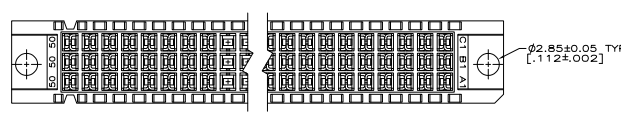
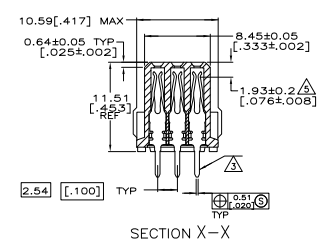
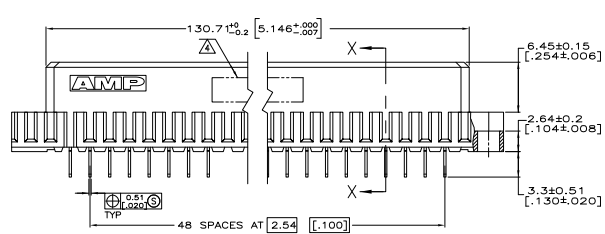
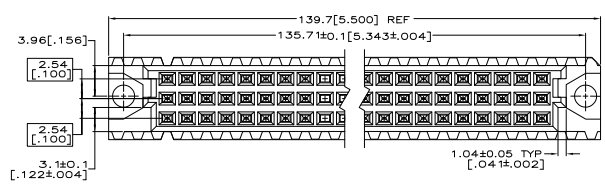


THIS DRAWING IS UNPUBLISHED. REPRODUCED FOR INFORMATION ONLY.  
 © AMP INC. ALL RIGHTS RESERVED.

REV	DATE	DESCRIPTION	BY	CHKD
AD 25				
O		RELEASED PER EC 0512-002-05	27MAY95	JDF/AMS

- △ HOUSING MATERIAL: GLASS-FILLED POLYMER.
- △ CONTACT MATERIAL: COPPER ALLOY.
- △ CONTACT FINISH: DIN 41612 CLASS 2 IN CONTACT AREA. TIN PLATE ON TAILS.
- △ PART NUMBER, DATE CODE IDENTIFICATION, CSA LOGO IN THIS APPROXIMATE AREA.
- △ CONTACT POINT.
- △ RECOMMENDED HOLE SIZE FOR MANUAL APPLICATION OF CONNECTOR ONTO PC BOARD.



POSITIONS LOADED	ROWS	NO. OF LOADED POSITIONS	PART NUMBER
1-40,43-50	C	48	5148460-1
1-40,43-50	B	48	
1-40,43-50	A	48	

THIS DRAWING IS A CONTROLLED DOCUMENT.		REV	DATE	DESCRIPTION	BY	CHKD
REV	DATE	DESCRIPTION	BY	CHKD	DATE	
1		ASSEMBLY, RECEPTACLE, EUROCARD, TYPE C, 144/150 SELECT LOAD, 3.30[130] SOLDER TAIL.				
DATE	SIZE	SCALE	DRAWING NO.	REVISED TO		
			A100779	5148460		
CUSTOMER DRAWING		DATE	REV	BY	APP	
		4-1	1			