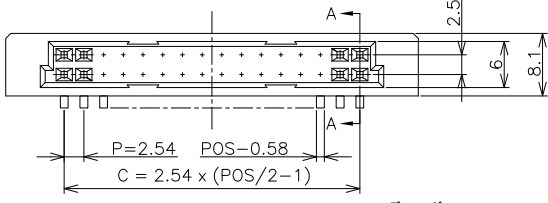
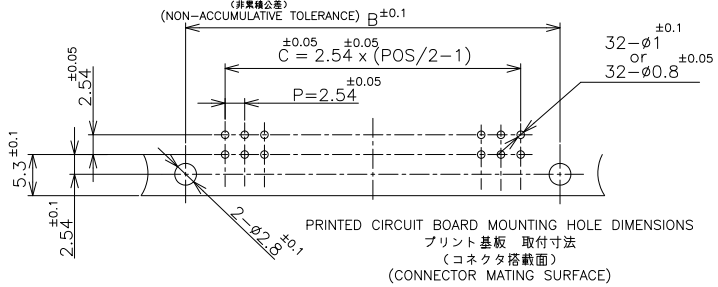
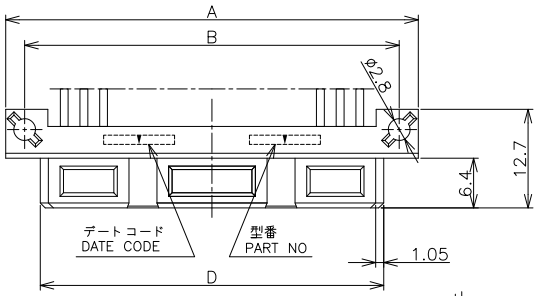
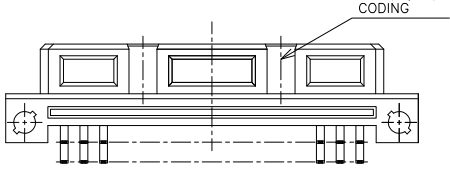


THIS DRAWING IS UNPUBLISHED. RELEASED FOR PUBLICATION NOV. 2004.
 © COPYRIGHT 2004 BY TYCO ELECTRONICS CORPORATION. ALL RIGHTS RESERVED.

LOC	DIST	REVISIONS			
P	LTR	REVISIONS	DATE	OWN	APVD
A		REVISED ECR-08-020578	18NOV08	T.T	T.F



1. 材料: コンタクト: 磷青銅
 ハウジング: 熱可塑性ポリエステル樹脂、灰色
 2. 表面仕上げ (コンタクト)
- | 下地めっき | タイン部 | コンタクト接触部 | その他 |
|-------|------|-------------|------|
| ニッケル | 錫めっき | 金めっき (0.2μ) | 封孔処理 |
- △グラウンドコンタクト: b 列 NO.1, 32 に配置 (2箇所) - 64極 (P/N 5174253-2)
 : b 列 NO.1, 16 及び 5b に配列 (3箇所) - 32極 (5174253-3)
 P/N 5174253-1 32極 b 列 NO.1, 16 にグラウンド配列 (2箇所)
 寸法は -3 と同様
 P/N 5174253-4 64極 b 列 NO.1, 32 及び 2b, 31b にグラウンド配列 (4箇所)
 寸法は -2 と同様

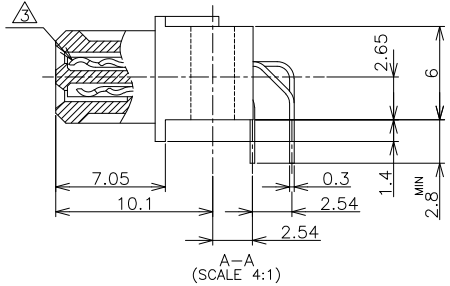


1. MATERIAL: CONTACT: PHOSPHOR BRONZE
 HOUSING: THERMOPLASTIC POLYESTER RESIN, GRAY
 2. FINISH (CONTACT)

UNDER PLATE	TINE AREA	CONTACT AREA	REMAINDER AREA
NICKEL	TIN	GOLD(0.2μ)	PORPSITY SEALED

- △ GROUNDING CONTACTS: ON NO.1 & NO.32(2 PL) IN ROW b FOR 64-POS. (P/N 5174253-2)
 ON NO.1 & NO.16 AND NO.5b(3 PL) FOR 32-POS. (P/N 5174253-3)
 GROUNDING CONTACTS: ON NO.1 & NO.16(2 PL) IN b ROW FOR 32-POS. (P/N 5174253-1)
 DIMENSIONS TYPICAL TO -3.
 GROUNDING CONTACTS: ON NO.1 & NO.32 AND NO.2b, 31b(4 PL) (P/N 5174253-4)
 DIMENSIONS TYPICAL TO -2.

PART NO.	POS	A	B	C	D	CODING LOCATIONS
-2, -4	64	93.8	88.9	78.74	84.9	6, 13, 20, 27
5174253-1, -3	32	53.1	48.24	38.1	44.2	4.12



THIS DRAWING IS A CONTROLLED DOCUMENT.

DIMENSIONS: 単位: 英 mm	TOLERANCES UNLESS OTHERWISE SPECIFIED: 公差表	DWN T. KIMURA 30NOV04	Tyco Electronics Tyco Electronics Corporation Kawasaki, Japan
0 PLC ±0.2 1 PLC ±0.2 2 PLC ±0.2 3 PLC ±0.2 4 PLC ANGLES ±0.2	FINISH 仕上	CHK K. IKEGAMI 30NOV04	
MATERIAL 材料	SEE NOTE	APVD K. IKEGAMI 30NOV04	NAME 名称 DR DIN CONN. FEMALE ASSY WITH GROUND
SEE NOTE	SEE NOTE	APPLICATION SPEC 取付適用規格	SIZE 寸法 A3
		WEIGHT	CAGE CODE 倉庫番号 00779
		CUSTOMER DRAWING	DRAWING NO 図番 5174253
			RESTRICTED TO
			SCALE 尺度 2:1
			SHEET 枚数 1 of 1
			REV 改訂 A