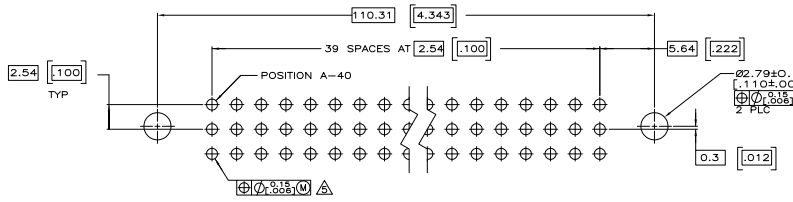
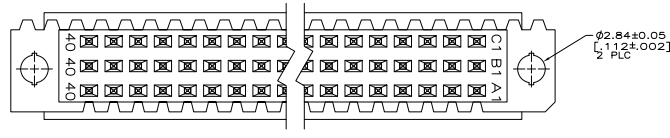
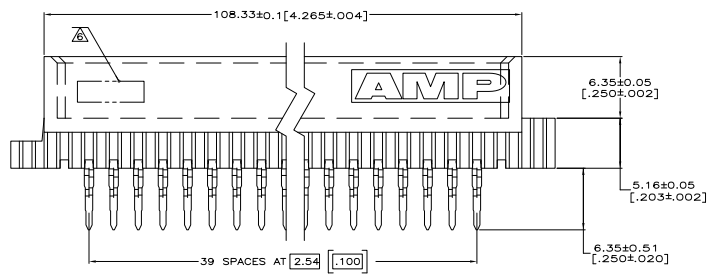
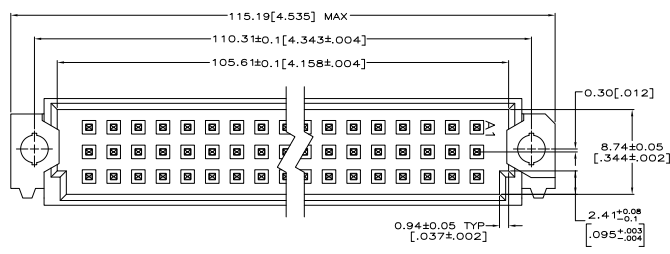


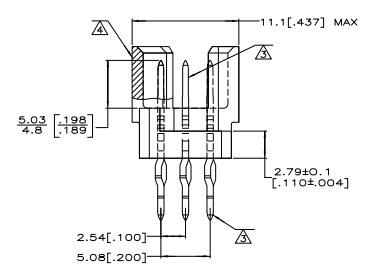
THIS DRAWING IS UNPUBLISHED. ALL RIGHTS RESERVED.
 © 2005 AMP ELECTRONICS CORPORATION

REV	DATE	DESCRIPTION	BY	CHK	APP
AD	25				
01		REVISED PER ECO-07-012819	28MAN07	DH	DB



PC BOARD LAYOUT

- △ HOUSING MATERIAL: GLASS-FILLED POLYMER.
- △ POST MATERIAL: COPPER ALLOY.
- △ POST FINISH: DIN 41612 CLASS 2 IN CONTACT AREA.
- △ TIN PLATE ON POSTS.
- △ MARKING ON THIS SIDE.
- △ ACTION PIN POSTS REQUIRE 2.36[.093] MINIMUM THICK PC BOARD, RECOMMENDED PC BOARD HOLES ARE 1.15[.0453] DIA PLATED THROUGH WITH 0.02-0.08[.001-.003] COPPER AND 0.008[.0003] MINIMUM TIN-LEAD PLATING. FINISHED HOLE AFTER PLATING, 0.94-1.09[.037-.043] DIA.
- △ [PART NUMBER, DATE CODE] MARKED THIS APPROXIMATE AREA.



POSITIONS LOADED		X		X		X		120		5650921-5	
C		B		A		NO. OF LOADED POSITIONS		ASSY PART NUMBER			

THIS DRAWING IS A CONTROLLED DOCUMENT.		REVOLUTION		REVISED		DATE		Toll Electronics Corporation	
DRAWING LABEL:		REVISED		DATE		DATE		Harrisburg, Pa 17105-3608	
DIMENSIONS (in INCHES)		REVISED		DATE		DATE		ASSEMBLY, PIN, EUROCARD, TYPE F,	
REVISED		DATE		DATE		DATE		120 POSITION,	
REVISED		DATE		DATE		DATE		6.35[.250] PRESS-FIT POSTS	
REVISED		DATE		DATE		DATE		REVISED TO	
REVISED		DATE		DATE		DATE		A1 00779 5650921	
REVISED		DATE		DATE		DATE		SHEET 1 OF 1	
REVISED		DATE		DATE		DATE		01	