P.C.B. HOLE DIM. ACTION PIN				
DRILLED HOLE	⌀1,15	±0,025		mm
FIN. HOLE	⌀0,94	to	1,09	mm
AFTER REFLOW	⌀0,91	to	1,09	mm
Cu–thks	⌀0,025	to	0,075	mm
SnPb–thks	⌀0,004	to	0,010	mm

DO NOT SCALE
DIMENSIONS IN mm

METRIC

THIRD ANGLE PROJECTION

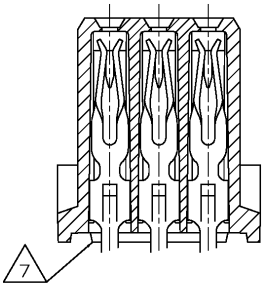

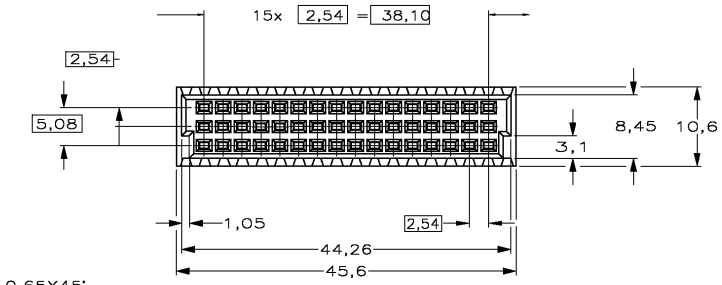

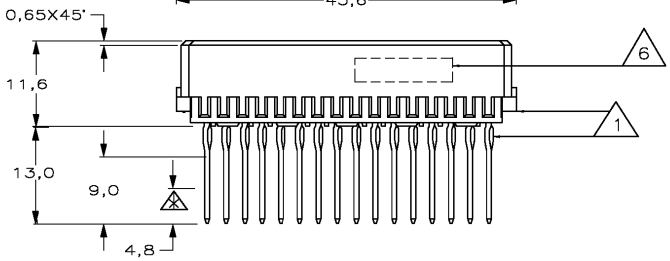

NOTES:

1. MATERIAL CONTACT: PHOSPHORBRONZE.
   MATERIAL HOUSING: GLASSFILLED THERM. POLYESTER.
2. AT CONTACTAREA Au OVER Ni, PERFORMANCE LEVEL I, ACC IEC 603–2. REMAINDER SnPb.
3. AT CONTACTAREA Au OVER Ni, PERFORMANCE LEVEL II, ACC IEC 603–2. REMAINDER SnPb.
4. AT CONTACTAREA AND AREA 2 Au OVER Ni, PERFORMANCE LEVEL I, ACC. IEC 603–2. AT ACTION PIN AREA SnPb.
5. AT CONTACTAREA AND AREA 2 Au OVER Ni, PERFORMANCE LEVEL II, ACC. IEC 603–2. AT ACTION PIN AREA SnPb.
6. CONNECTOR PRINTED WITH PARTNUMBER AND DATECODE ON OUTSIDE OF MATING AREA OF ROW c.
7. STAND–OFF RIBS OPTIONAL.

POS	16	15	14	13	12	11	10	9	8	7	6	5	4	3	2	1
ROW a	X	X	X	X	X	X	X	X	X	X	X	X	X	X	X	X
ROW b	X	X	X	X	X	X	X	X	X	X	X	X	X	X	X	X
ROW c	X	X	X	X	X	X	X	X	X	X	X	X	X	X	X	X

AN ASTERISK ,,X'' DENOTES A SIGNAL CONTACT.

	FINISH	MATERIAL	PARTNUMBER
OBSOLETE	5	1	~~1–216457–4~~
OBSOLETE	4	1	~~1–216457–1~~
	3	1	216457–4
OBSOLETE	2	1	~~216457–1~~

CUSTOMER DRAWING

FOR REFERENCE ONLY
WILL NOT BE UPDATED

tyco Electronics

Tyco Electronics EC N.V.
Oostkamp – Belgium

THIS DRAWING IS UNPUBLISHED ~~RELEASED FOR PUBLICATION~~ ,19

© COPYRIGHT 19 BY Tyco Electronics EC N.V.
ALL INTERNATIONAL RIGHTS RESERVED.
AMP PRODUCTS MAY BE COVERED BY U.S. AND FOREIGN PATENTS AND/OR PATENTS PENDING.

DR.	DATE	WIRE RANGE	NAME	REV.DATE D M Y
Colpaert B.	–	–	3x16 POS. FEMALE W.W. CONN.	
CHK.	DATE	INSUL.RANGE	ASSY' WITH ACTION PIN. FOR 2,4–3,2 mm P.C.BOARD THK'S.	25 06 02
Colpaert B.	–	–		
APP.	DATE	SIZE	SHEET	DWG. No.	REV.LTR.
Colpaert B.	–	A3	1 OF 1	216457	D

Downloaded from Elcodis.com electronic components distributor