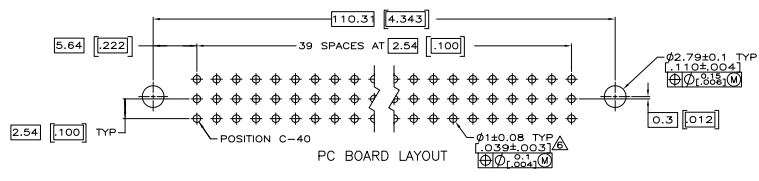
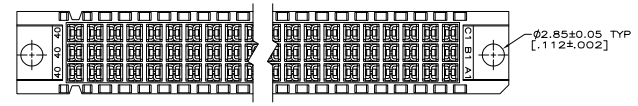
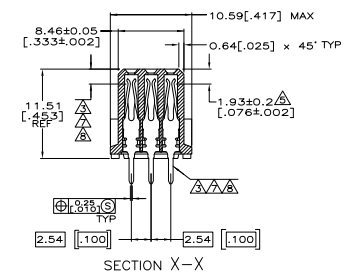
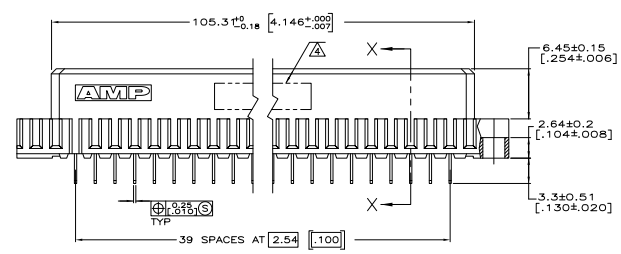
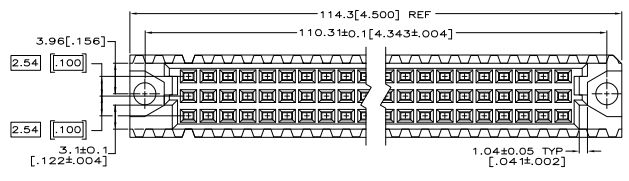


| REV | DATE | DESCRIPTION | BY | CHKD |
|-------|------|-----------------------------|----|---------|
| AD 25 | J | REVISED PER EC 0512-0381-05 | J | JDF/AMS |

- △ HOUSING MATERIAL: GLASS-FILLED POLYESTER. COLOR: GRAY.
- △ CONTACT MATERIAL: PHOSPHOR BRONZE.
- △ CONTACT FINISH: 0.00076[.000030] GOLD IN CONTACT AREA. 0.00127[.000050] NICKEL UNDERPLATE ALL OVER. TIN-LEAD PLATE ON POSTS.
- △ PART NUMBER, DATE CODE IDENTIFICATION, CSA LOGO IN THIS APPROXIMATE AREA.
- △ POINT OF MEASUREMENT FOR GOLD.
- △ RECOMMENDED HOLE SIZE FOR MANUAL APPLICATION OF CONNECTOR ONTO PC BOARD.
- △ CONTACT FINISH: DIN 41612 CLASS 3 IN CONTACT AREA. 0.00127[.000050] NICKEL PLATE ALL OVER. TIN-LEAD PLATE ON TAILS.
- △ CONTACT FINISH: DIN 41612 CLASS 2 IN CONTACT AREA. TIN-LEAD PLATE ON POSTS.



| REVISIONS | DATE | DESCRIPTION | BY | CHKD | | | |
|-----------|------|-------------|----|------|---|-----|----------|
| 1 | | 1 THRU 40 | X | X | X | 120 | 535098-9 |
| 2 | | 1 THRU 40 | X | X | X | 120 | 535098-5 |
| 3 | | 1 THRU 40 | X | X | X | 120 | 535098-4 |
| 4 | | 1 THRU 40 | C | B | A | 120 | 535098-4 |

NOTES: POSITIONS LOADED, TROUS LOADED, POSITIONS

THIS DRAWING IS A CONTROLLED DOCUMENT.

DESIGNED BY: [Signature] DATE: [Date]

PROJECT: ASSEMBLY, RECEPTACLE, TYPE C EUROCARD, SOLDER TAIL, 120 POSITION

SIZE: A1 00779G=535098

CUSTOMER DRAWING