THIS DRAWING IS UNPUBLISHED. RELEASED FOR PUBLICATION
© COPYRIGHT — BY TYCO ELECTRONICS CORPORATION. ALL RIGHTS RESERVED.

LOC	DIST
AD	00

REVISIONS

P	LTR	DESCRIPTION	DATE	DRN	APVD
	01	REV PER ECO-07-001967	03MAY2007	BC	AS

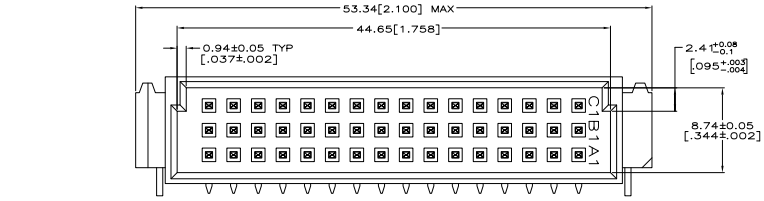

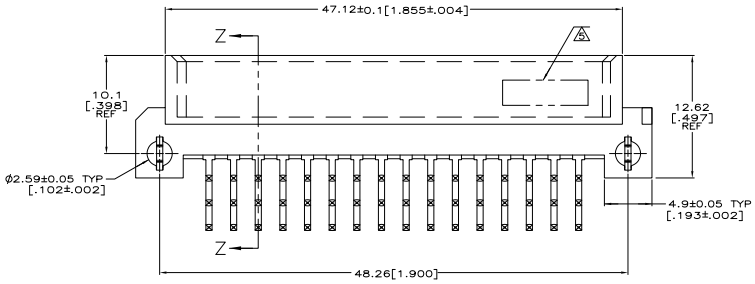

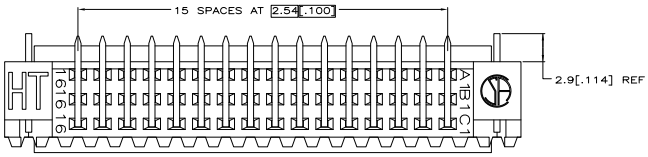

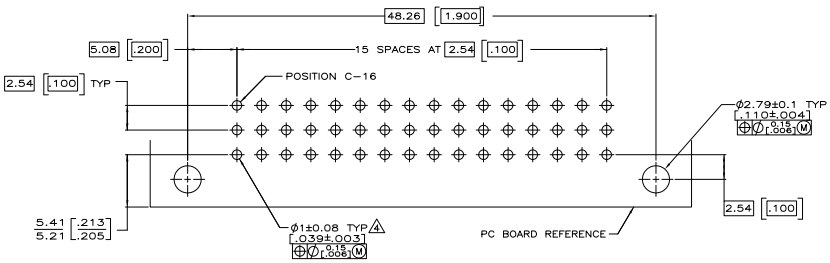

PC BOARD LAYOUT
RECOMMENDED PC BOARD THICKNESS 1.57[.062]

1. HOUSING MATERIAL: GLASS-FILLED POLYMER.
2. POST MATERIAL: COPPER ALLOY.
3. POST FINISH: DIN 41612 CLASS 2 IN CONTACT AREA. TIN PLATE ON POSTS.
4. RECOMMENDED HOLE SIZE FOR MANUAL APPLICATION OF CONNECTOR ONTO PC BOARD.
5. PART NUMBER, DATE CODE MARKED THIS APPROXIMATE AREA.
6. MARKING ON THIS SIDE.

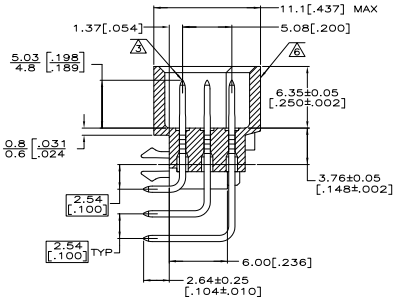

SECTION Z–Z

5148020-5
PART NO

THIS DRAWING IS A CONTROLLED DOCUMENT.	TYPE J. POLIGNONE CHKD	Tyco Electronics Corporation Harrisburg, PA 17105-3608
DIMENSIONS: mm [INCHES]	DR A. SHARPE CHKD	NAME ASSEMBLY, PIN, EUROCARD, TYPE 1/2C, 48 POSITION, 2.64[.104] SOLDER POST WITH BOARD-LOCKS
TOLERANCE UNLESS OTHERWISE SPECIFIED: 0 PLC ± – 1 PLC ± – 2 PLC ± – 3 PLC ± 0.13[.005] 4 PLC ± – ANGLES ± –	APVD A. SHARPE CHKD	PRODUCT SPEC —
		APPLICATION SPEC —
MATERIAL 1 2	FINISH 3	WEIGHT —
		SIZE A1 CAGE CODE 00779 DRAWING NO C-5148020 RESTRICTED TO —
		CUSTOMER DRAWING SCALE 5:1 SHEET 1 OF 1 REV 01

AMP 4805 REV 31MR2000

Downloaded from Elcodis.com electronic components distributor