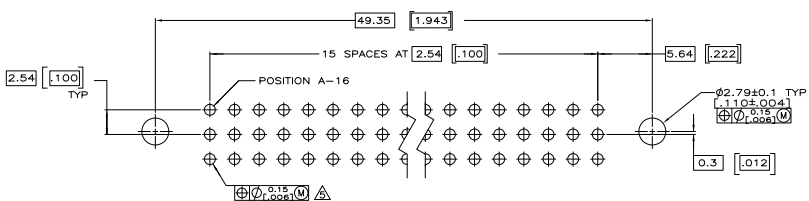
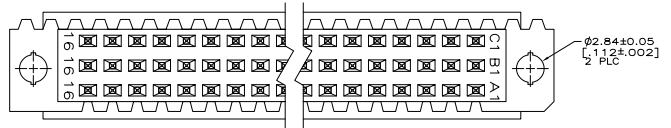
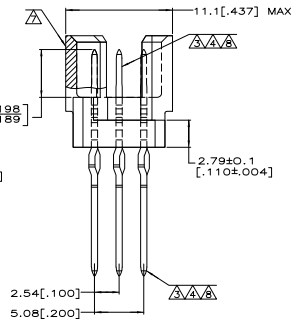
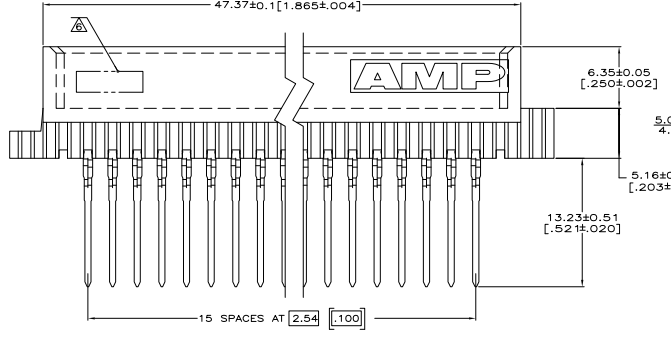
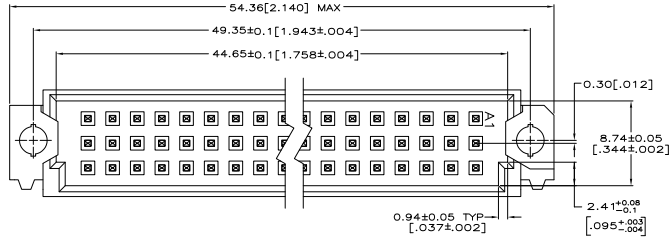


REV	DATE	DESCRIPTION	BY	CHK	APP
AD 25					
		REVISED PER ENR 0512-0218-05	K		2802105 JDF/AMS



PC BOARD LAYOUT

- △ HOUSING MATERIAL: GLASS-FILLED POLYESTER. COLOR: GRAY.
- △ POST MATERIAL: PHOSPHOR BRONZE.
- △ POST FINISH: DIN 41612 CLASS 3 IN CONTACT AREA. TIN-LEAD PLATE ON POSTS.
- △ POST FINISH: DIN 41612 CLASS 2 IN CONTACT AREA. TIN-LEAD PLATE ON POSTS.
- △ ACTION PIN POSTS REQUIRE 2.36[.093] MINIMUM THICK PC BOARD. RECOMMENDED PC BOARD HOLES ARE Ø1.151[.0453] PLATED THROUGH WITH 0.02-0.08[.001-.003] COPPER AND 0.008[.0003] MINIMUM TIN-LEAD PLATING. FINISHED HOLE AFTER PLATING: Ø0.94-1.00[.037-.043].
- △ [PART NUMBER, DATE CODE] MARKED THIS APPROXIMATE AREA.
- △ MARKING ON THIS SIDE.
- △ POST FINISH: 0.00076[.000030] PALLADIUM-NICKEL OVER 0.00127[.000050] MINIMUM NICKEL ALL OVER. GOLD FLASH ON TAILS.

REV	DATE	DESCRIPTION	BY	CHK	APP
1-16			X	X	X
1-16			X	X	X
1-16			X	X	X

NOTES	POSITIONS LOADED	C	B	A	NO. OF LOADED POSITIONS	ASSY PART NUMBER

THIS DRAWING IS A CONTROLLED DOCUMENT.		REV	DATE	DESCRIPTION	BY	CHK	APP
1	00779	0512-0218-05			K		