THIS DRAWING IS UNPUBLISHED. RELEASED FOR PUBLICATION -.-.-
© COPYRIGHT - - BY TYCO ELECTRONICS CORPORATION. ALL RIGHTS RESERVED.

LOC	DIGIT
AD	00

REVISIONS

P	LTR	DESCRIPTION	DATE	DRN	APVD
	L	REVISED PER EC 0512-0239-05	28OCT05	JDP	AMS

1. HOUSING MATERIAL: GLASS-FILLED POLYESTER. COLOR: GRAY.
2. POST MATERIAL: PHOSPHOR BRONZE.
3. POST FINISH: DIN 41612 CLASS 3 IN CONTACT AREA. TIN-LEAD PLATE ON POSTS.
4. POST FINISH: DIN 41612 CLASS 2 IN CONTACT AREA. TIN-LEAD PLATE ON POSTS.
5. ACTION PIN POSTS REQUIRE 2.36 [.093] MIN THICK PC BOARD. RECOMMENDED PC BOARD HOLES ARE ø1.151 [.0453] PLATED THROUGH WITH 0.02-0.08 [.001-.003] COPPER AND 0.008 [.0003] MIN TIN-LEAD PLATING. FINISHED HOLE AFTER PLATING, ø0.94-1.09 [.037-.043].
6. PART NUMBER, DATE CODE MARKED THIS APPROXIMATE AREA.
7. MARKING ON THIS SIDE.

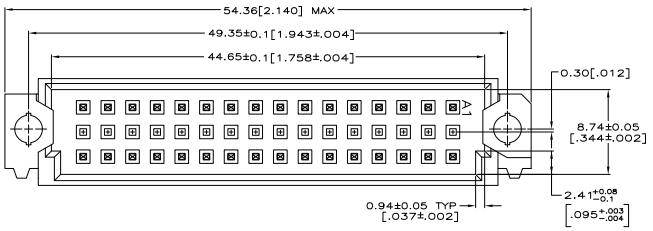

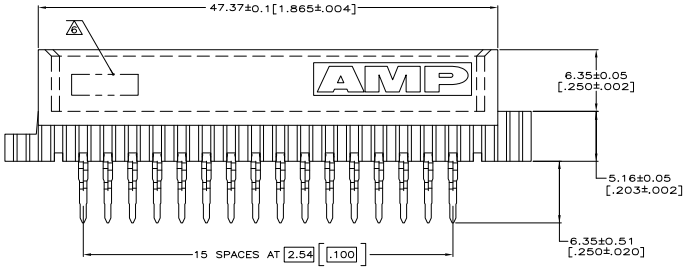

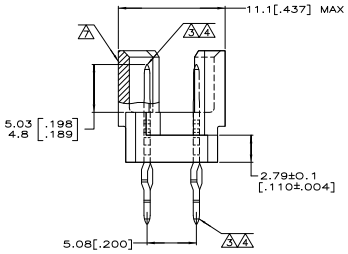

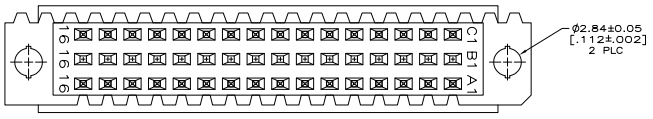

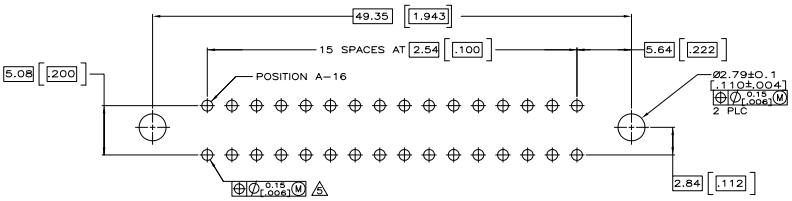

PC BOARD LAYOUT

NOTES	POSITIONS LOADED	ROWS LOADED C	ROWS LOADED B	ROWS LOADED A	NO. OF LOADED POSITION	ASSY PART NUMBER
OBSOLETE 3	1-16	X	–	X	32	650931-9
OBSOLETE 3,4	1-16	X	–	X	32	650931-5
4	1-16	X	–	X	32	650931-4

THIS DRAWING IS A CONTROLLED DOCUMENT.

DRN: J. BRINER 3/16/91
CHK: D.C. RUBENDALL 3/26/91
APVD: D.C. RUBENDALL 3/26/91

DIMENSIONS: mm [INCHES]

TOLERANCE UNLESS OTHERWISE SPECIFIED:
0 PLC ± –
1 PLC ± –
2 PLC ± –
3 PLC ± 0.13[.005]
4 PLC ± –
ANGLES ± –

MATERIAL 1,2
FINISH 3,4

PRODUCT SPEC –
APPLICATION SPEC –
WEIGHT –

Tyco Electronics Corporation
Harrisburg, PA 17105-3608

NAME: ASSEMBLY, PIN, VERTICAL, EUROCARD, TYPE 1/2R, SELECT LOAD, ROWS A AND C, 32/48 POSITION, 6.35[.250] PRESS-IT POSTS

SIZE A1 | CAGE CODE 00779 | DRAWING NO C-650931 | RESTRICTED TO –

CUSTOMER DRAWING | SCALE 5:1 | SHEET 1 OF 1 | REV L

AMP 4805 REV 31MM2000

Downloaded from Elcodis.com electronic components distributor