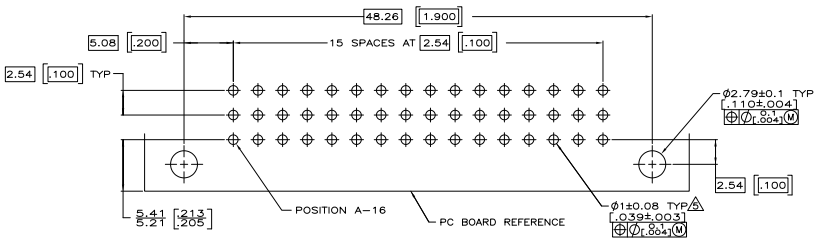
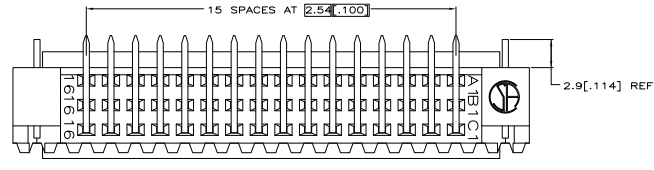
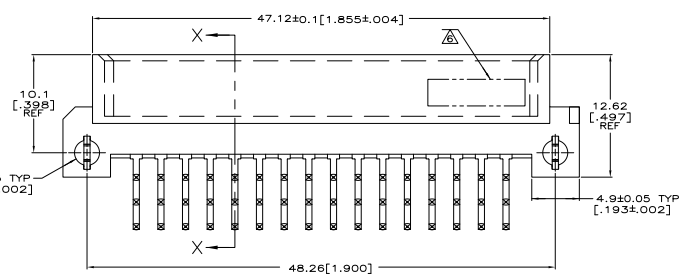
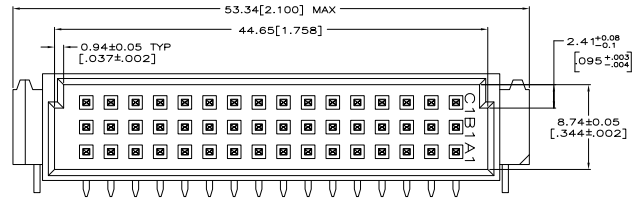


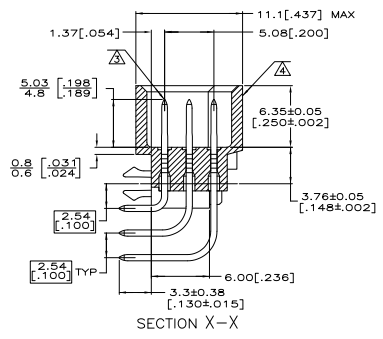
THIS DRAWING IS UNPUBLISHED  
 © 2005 BY TTI ELECTRONICS CORPORATION. ALL RIGHTS RESERVED.

REV	DATE	DESCRIPTION	BY	CHK	APP
AD 00					
01		REV PER E20-07-001907			

- △ HOUSING MATERIAL: GLASS-FILLED POLYMER.
- △ POST MATERIAL: COPPER ALLOY.
- △ POST FINISH: DIN 41612 CLASS 2 IN CONTACT AREA. TIN PLATE ON POSTS.
- △ MARKING ON THIS SIDE.
- △ RECOMMENDED HOLE SIZE FOR MANUAL APPLICATION OF CONNECTOR ONTO PC BOARD.
- △ [PART\_NUMBER\_DATE\_CODE] MARKED THIS APPROXIMATE AREA.



PC BOARD LAYOUT  
 RECOMMENDED PC BOARD THICKNESS 1.57 [.062]



SECTION X-X

1-16	X	X	X	48	5536407-5
POSITIONS LOADED	C	B	A	NO. OF LOADED POSITIONS	ASSY PART NUMBER

THIS DRAWING IS A CONTROLLED DOCUMENT.		REV	DATE	DESCRIPTION	BY	CHK	APP
INCHES	MILLIMETERS	01		ASSEMBLY, PIN, EUROCARD, TYPE 1/2C, 48 POSITION, 3.30[.130] SOLDER POST WITH BOARD LOCKS			
1/16	1.5						
1/32	3.0						
1/64	6.0						
3/128	12.0						
1/16	1.5						
1/32	3.0						
1/64	6.0						
3/128	12.0						
DATE	SIZE	DRAWING NO.	REV	ISSUE	BY	CHK	APP
		A100779	01	5536407			
CUSTOMER DRAWING		DATE	SIZE	REV	BY	CHK	APP