THIS DRAWING IS UNPUBLISHED. RELEASED FOR PUBLICATION -.-.-
© COPYRIGHT - - BY TYCO ELECTRONICS CORPORATION. ALL RIGHTS RESERVED.

LOC	DIGIT
AD	25

REVISIONS

P	LTR	DESCRIPTION	DATE	DRN	APVD
	O	RELEASE PER EC 0S12-0082-05	03JUN05	JDP	AMS

1. HOUSING MATERIAL: GLASS-FILLED POLYMER.
2. CONTACT MATERIAL: COPPER ALLOY.
3. CONTACT FINISH: DIN 41612 CLASS 2 IN CONTACT AREA. TIN PLATE ON POSTS.
4. PART NUMBER, DATE CODE IDENTIFICATION, CSA LOGO IN THIS APPROXIMATE AREA, ON REVERSE SIDE.
5. CONTACT POINT.
6. ACTION PIN POSTS REQUIRE 1.57[.062] MINIMUM THICK PC BOARD. RECOMMENDED PC BOARD HOLES ARE Ø1.151±0.02[.0453±.001] DRILLED HOLES WITH 0.02-0.07[.001-.003] COPPER AND 0.008[.0003] MINIMUM TIN-LEAD PLATING. FINISHED HOLES AFTER PLATING, Ø0.94-1.09[.037-.043].

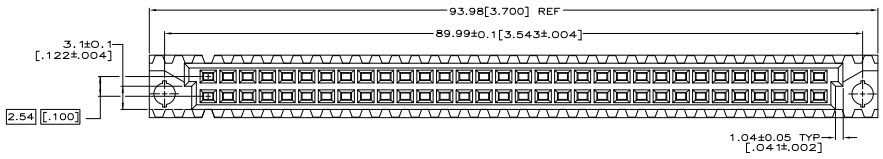

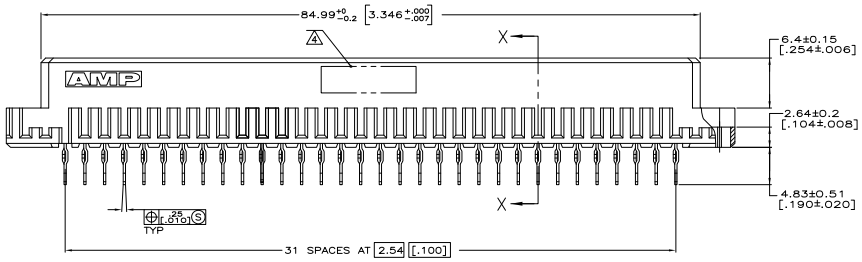

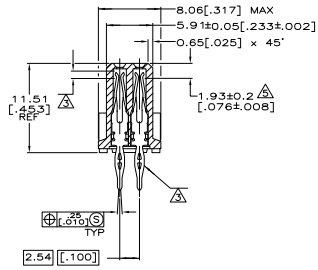

SECTION X-X

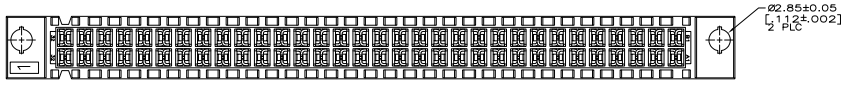

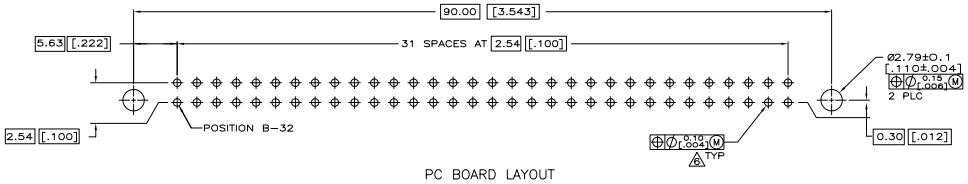

PC BOARD LAYOUT

5650865-5
ASSY PART NUMBER

THIS DRAWING IS A CONTROLLED DOCUMENT.

DIMENSIONS: mm [INCHES]

TOLERANCE UNLESS OTHERWISE SPECIFIED:
0 PLC ± –
1 PLC ± .5
2 PLC ± 0.13[.005]
3 PLC ± –
4 PLC ± –
ANGLES ± –

MATERIAL 1 2
FINISH 3

DRN J. POLIGNONE 03JUN05
CHK A. SHARPE 03JUN05
APVD A. SHARPE 03JUN05
PRODUCT SPEC —
APPLICATION SPEC —
WEIGHT —
CUSTOMER DRAWING

Tyco Electronics Corporation
Harrisburg, Pa 17105-3608

NAME: ASSEMBLY, RECEPTACLE, EUROCARD, TYPE B, LEAD-FREE, 64 POSITION, 4.83[.190], TOOLLESS, PRESS-FIT

SIZE	CAGE CODE	DRAWING NO	RESTRICTED TO
A1	00779	C-5650865	—

SCALE 4:1 SHEET 1 OF 1 REV O

AMP 4805 REV 31MAR2000

Downloaded from Elcodis.com electronic components distributor