THIS DRAWING IS UNPUBLISHED. RELEASED FOR PUBLICATION
© COPYRIGHT - BY TYCO ELECTRONICS CORPORATION. ALL RIGHTS RESERVED.

LOC	DIST	REVISIONS				
AD	25	P	LTR	DESCRIPTION	DATE	DRN	APVD
			A	RELEASED PER ECO-07-007244	02APR07	DH	DB

1. HOUSING MATERIAL: GLASS-FILLED POLYMER.
2. CONTACT MATERIAL: COPPER ALLOY.
3. CONTACT FINISH: DIN 41612 CLASS 2 IN CONTACT AREA. TIN PLATE ON POSTS.
4. CONTACT POINT.
5. RECOMMENDED HOLE SIZE FOR MANUAL APPLICATION OF CONNECTOR ONTO PC BOARD.
6. PART NUMBER, DATE CODE IDENTIFICATION, CSA LOGO IN THIS APPROXIMATE AREA.

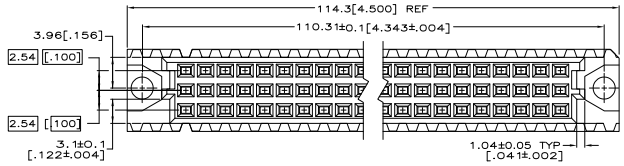

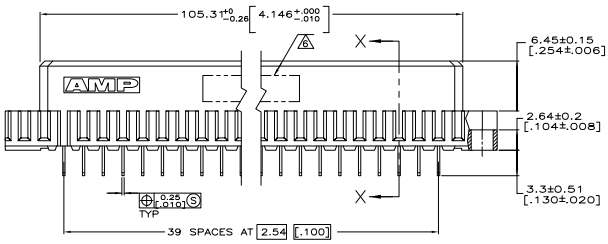

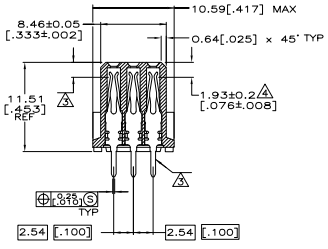

SECTION X-X

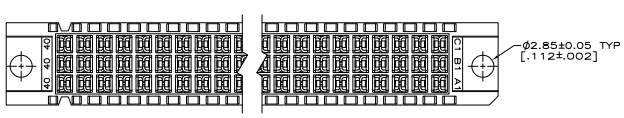

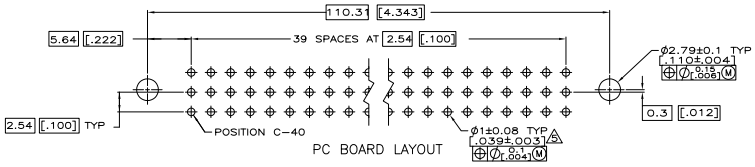

PC BOARD LAYOUT

FINISH	POSITIONS LOADED	ROWS LOADED			NO. OF LOADED POSITIONS	PART NUMBER
3	1 THRU 40	X	X	X	120	5535098-5
3	1 THRU 40	X	X	X	120	5535098-4
		C	B	A		

THIS DRAWING IS A CONTROLLED DOCUMENT.

DIMENSIONS: mm [INCHES]

TOLERANCES UNLESS OTHERWISE SPECIFIED: 0 PLC ± - ; 1 PLC ± - ; 2 PLC ± - ; 3 PLC ± 0.13[.005] ; 4 PLC ± - ; ANGLES ± -

MATERIAL 1 2 FINISH 3

DWN J. POLIGNONE 27MAY05
CHK A. SHARPE 27MAY05
APVD A. SHARPE 27MAY05
PRODUCT SPEC –
APPLICATION SPEC –
WEIGHT –

Tyco Electronics Corporation
Harrisburg, Pa 17105-3608

NAME: ASSEMBLY, RECEPTACLE, EUROCARD, TYPE C, LEAD-FREE, 120 POSITION, 3.30[.130] SOLDER POSTS

SIZE A1 | CAGE CODE 00779 | DRAWING NO C-5535098 | RESTRICTED TO –

CUSTOMER DRAWING | SCALE 4:1 | SHEET 1 OF 1 | REV A

AMP 4805 REV 31MAR2000

Downloaded from Elcodis.com electronic components distributor