THIS DRAWING IS UNPUBLISHED. RELEASED FOR PUBLICATION -.-.-
© COPYRIGHT — BY TYCO ELECTRONICS CORPORATION. ALL RIGHTS RESERVED.

USC	DIST
AD	25

REVISIONS

P	LTR	DESCRIPTION	DATE	DRN	APVD
	01	REVISED PER ECO-08-013371	05JUN08	DH	DB

1. HOUSING MATERIAL: GLASS–FILLED POLYMER.
2. CONTACT MATERIAL: COPPER ALLOY.
3. PART NUMBER, DATE CODE IDENTIFICATION, CSA LOGO IN THIS APPROXIMATE AREA.
4. ACTION PIN POSTS REQUIRE 1.57[.062] MINIMUM THICK PC BOARD. RECOMMENDED PC BOARD DRILLED HOLES ARE Ø1.151±0.025[.0453±.0010] WITH 0.02–0.08[.001–.003] COPPER AND 0.008[.0003] MINIMUM TIN–LEAD PLATING. FINISHED HOLES AFTER PLATING Ø0.94–1.09[.037–.043].
5. CONTACT FINISH: DIN 41612 CLASS 2 IN CONTACT AREA. TIN PLATE ON POSTS.
6. CONTACT POINT.
7. MARKING ON THIS SIDE.

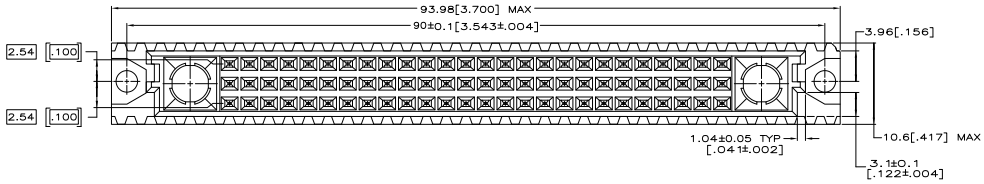

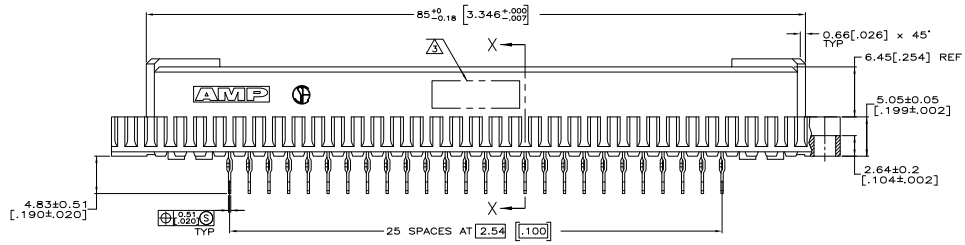

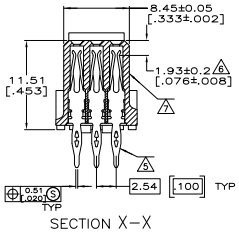

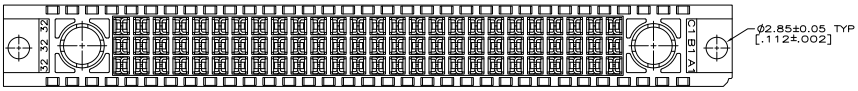

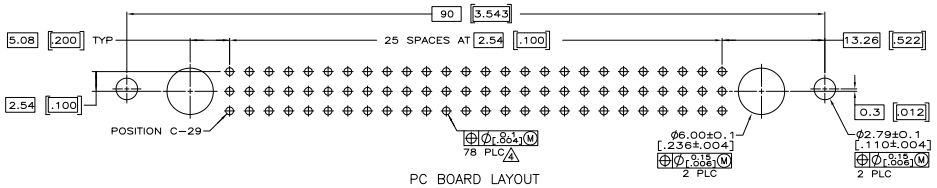

PC BOARD LAYOUT

5148417–5
PART NUMBER

THIS DRAWING IS A CONTROLLED DOCUMENT.	TRN J. POLIGNONE 13APR08	Tyco Electronics	Tyco Electronics Corporation Harrisburg, PA 17105–3608
DIMENSIONS: mm [INCHES]	DRN A. SHARPE 13APR08		
TOLERANCE UNLESS OTHERWISE SPECIFIED: 6 PLC ± – 5 PLC ± – 3 PLC ± 0.13[.005] 2 PLC ± – 4 PLC ± – ANGLES ± –	APVD A. SHARPE 13APR08	NAME	ASSEMBLY, RECEPTACLE, TYPE M, EUROCARD, 78+2, PRESS–FIT, 4.83[.190]
	PRODUCT SPEC —		
	APPLICATION SPEC —	SIZE A1	CAGE CODE 00779 / DRAWING NO C–5148417 / RESTRICTED TO —
MATERIAL 1 2	FINISH 5	WEIGHT —	
		CUSTOMER DRAWING	SCALE 4:1 / SHEET 1 OF 1 / REV 01

AMP 4805 REV 31MW2000

Downloaded from Elcodis.com electronic components distributor