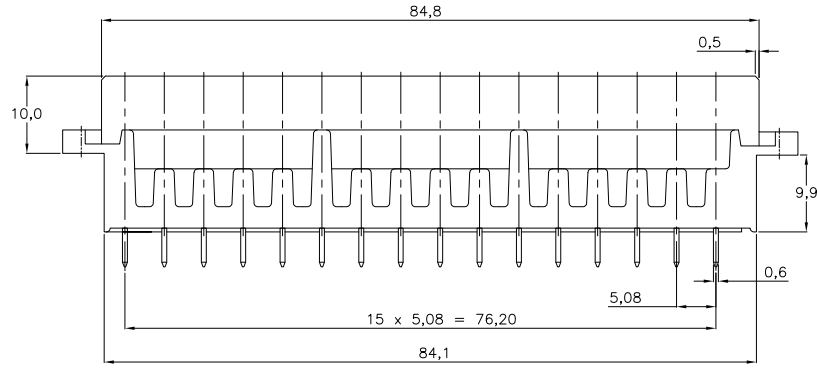
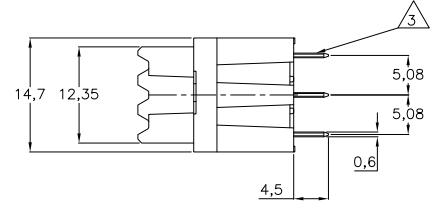
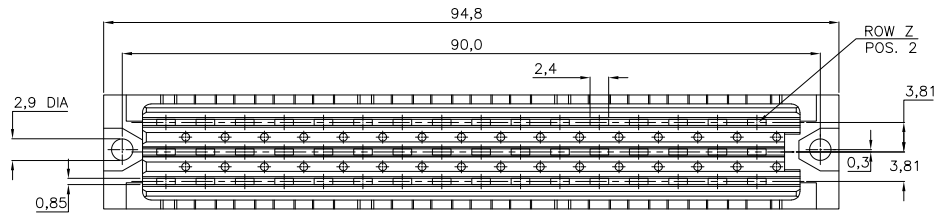


4 3 2 1

THIS DRAWING IS UNPUBLISHED. RELEASED FOR PUBLICATION
 COPYRIGHT - BY TYCO ELECTRONICS CORPORATION. ALL INTERNATIONAL RIGHTS RESERVED.

LOC		DIST		REVISIONS				
P	LTR	DESCRIPTION			DATE	DWN	APVD	
D		EH-0467-96			27-05-97	J.G.	-	
E		EH-0818-00			25-07-00	T.K.	-	
F		ECR-07-020965			22-08-08	AEG	MKO	

- NOTES:
- 1 MATERIAL : - HOUSING : POLYESTER G.F.
 COLOUR : GREY.
 - CONTACTS : PHOSPHORBRONZE.
 - 2 FINISH : -1 AT CONTACT AREA 1,25µm AU OVER 1,25µm NI.
 AT POST AREA 2,5µm Sn OVER 1,25µm NI.
 -4 SAME AS -1 ONLY 0,8µm AU.
 -7 SAME AS -1 ONLY 2,0µm AU.
 -8 SAME AS -1 ONLY 0,4µm AU.
 - 3 SOLDERPOSTS SUITABLE FOR 0,80±0,05 OR 1,0±0,1 NOM DIA HOLES.



OBSOLETE			9-166733-4
OBSOLETE	SEE NOTE	SEE NOTE	166733-8
OBSOLETE			166733-7
	2	1	166733-4
			166733-1
	FINISH	MATERIAL	PARTNUMBER

ROW	z	b	d
32	X	X	X
30	X	X	X
28	X	X	X
26	X	X	X
24	X	X	X
22	X	X	X
20	X	X	X
18	X	X	X
16	X	X	X
14	X	X	X
12	X	X	X
10	X	X	X
8	X	X	X
6	X	X	X
4	X	X	X
2	X	X	X

AN ASTERISK „X” DENOTES A CONTACT.

THIS DRAWING IS A CONTROLLED DOCUMENT.

DIMENSIONS:	mm	0 PLC ± -	1 PLC ± -	2 PLC ± -	3 PLC ± -	4 PLC ± -	ANGLES ± -	FINISH
MATERIAL	-	DWN R.V.LOKVEN 28JUN91 CHK J.GIBBELS 27MAY97 APVD - NAME PRODUCT SPEC APPLICATION SPEC WEIGHT SIZE CAGE CODE DRAWING NO A3 00779 C=166733						RESTRICTED TO
CUSTOMER DRAWING		SCALE NTS		SHEET 1 of 1		REV F		

Tyco Electronics Corporation
 's-Hertogenbosch, Nederland

3x16 POS. TYPE F FEMALE
 B. T. B. SOLDER CONNECTOR