DRAWING MADE IN THIRD ANGLE PROJECTION

THIS DRAWING IS UNPUBLISHED. RELEASED FOR PUBLICATION ,19 .

© COPYRIGHT 19 BY AMP INCORPORATED. ALL INTERNATIONAL RIGHTS RESERVED.

LOC	DIST
AD	25

REVISIONS

P	F	ZONE	LTR	DESCRIPTION	DATE	APPD
			K	EC 0010-1457-95	1/18/96	CR
			L	EC 0010-0318-96	4/1/96	CR
			M	EC 0010-1469-95	4/1/96	CR
			N	EC 0010-0895-96	6/24/96	CR

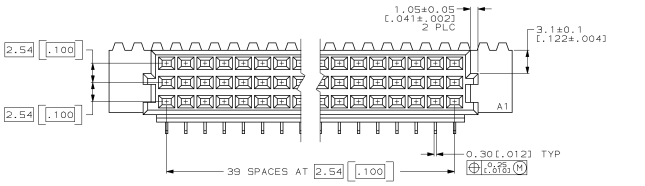

1. DIMENSIONS IN BRACKETS ARE IN INCHES.
2. HOUSING MATERIAL: GLASS-FILLED POLYESTER. COLOR: GRAY.
3. CONTACT MATERIAL: PHOSPHOR BRONZE.
4. CONTACT FINISH: 0.00076[.000030] GOLD IN CONTACT AREA. 0.00127[.000050] NICKEL UNDERPLATE ALL OVER. TIN-LEAD ON POSTS.
5. RECOMMENDED HOLE SIZE FOR MANUAL APPLICATION OF CONNECTOR ONTO PC BOARD.
6. PART NUMBER, DATE CODE IDENTIFICATION, CSA LOGO HOT-STAMPED THIS APPROXIMATE AREA.
7. CONTACT POINT.
8. HOT-STAMPING ON THIS SIDE.
9. CONTACT FINISH: DIN 41612 CLASS 3 IN CONTACT AREA. TIN-LEAD ON POSTS.
10. CONTACT FINISH: DIN 41612 CLASS 2 IN CONTACT AREA. TIN-LEAD ON POSTS.

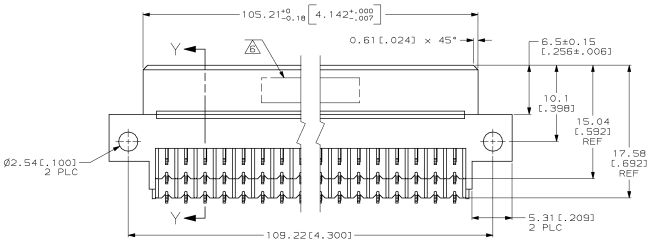

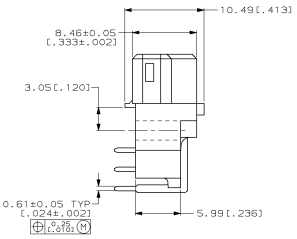

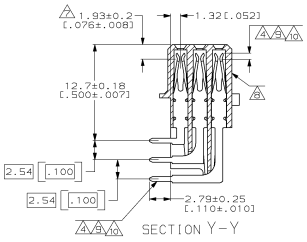

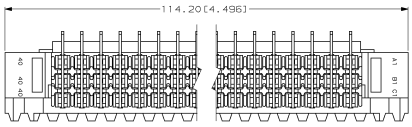

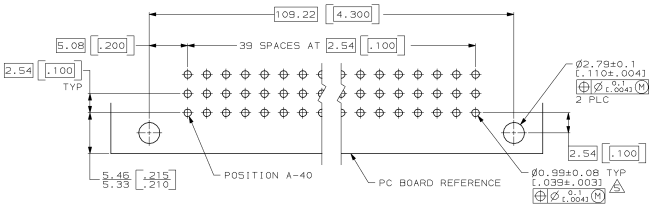

PC BOARD LAYOUT

SUPERSEDED BY 650874-4							
	9	1 THRU 40	X	X	X	120	650874-9
	10	1 THRU 40	X	X	X	120	650874-5
	4	1 THRU 40	X	X	X	120	650874-4
	NOTES	POSITIONS LOADED	C	B	A	NO. OF LOADED POSITION	ASSY PART NUMBER
			ROWS LOADED				

DO NOT SCALE PRINT. UNLESS SPECIFIED DIMENSIONS IN mm [INCHES] TOLERANCES ON , 1 PLC DEC ± - 2 PLC DEC ± 0.13[.005] ANGLES ± -

MATERIAL HOUSING: 2 CONTACT: 3

FINISH CONTACT: 4 9 10

DR	L. BRINER 7/25/90
CHK	N. DRASHER 12/19/91
APPD	N. DRASHER 12/19/91
APPD	K.R. PARMER 12/19/91
PRODUCT SPEC	-
APPLICATION SPEC	-
WEIGHT	-

AMP INCORPORATED Harrisburg, Pa. 17105

NAME: RECEPTACLE ASSEMBLY, EUROCARD, TYPE R, 120 POSITION

SIZE	CAGE CODE	DRAWING NO
D	00779	650874
SCALE	4:1	SHEET 1 OF 1

CUSTOMER DRAWING

AMP 1798-3 REV 8-88

25-JUN-96 08:42:34 amp20443 /home/esrv026d/disk01/dept1725/amp20443/edmmod

Downloaded from Elcodis.com electronic components distributor