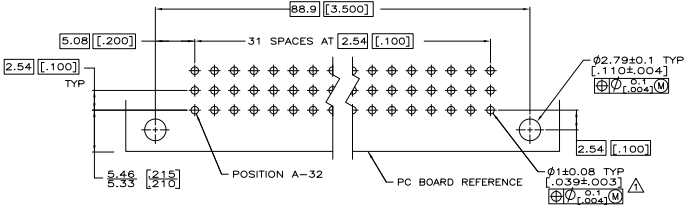
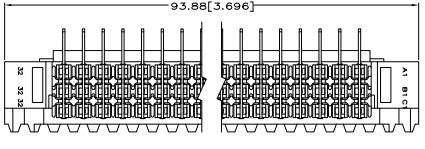
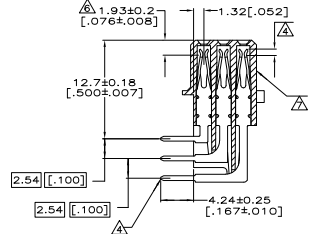
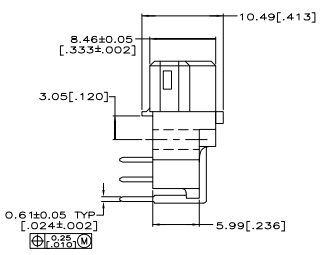
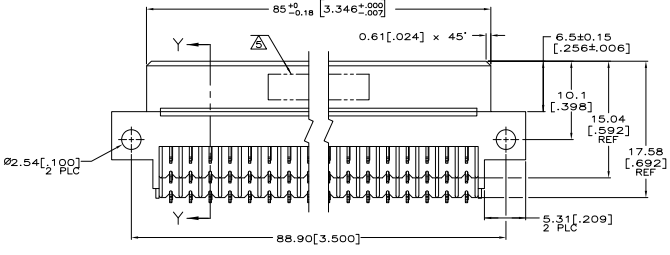
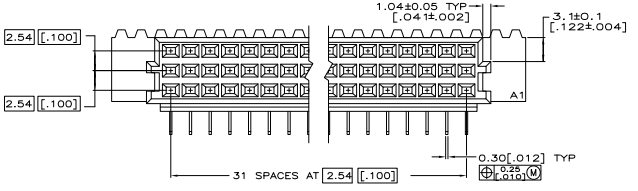


- △ RECOMMENDED HOLE SIZE FOR MANUAL APPLICATION OF CONNECTOR ONTO PC BOARD.
- △ HOUSING MATERIAL: GLASS-FILLED POLYMER.
- △ CONTACT MATERIAL: COPPER ALLOY.
- △ CONTACT FINISH: DIN 41612 CLASS 2 IN CONTACT AREA. TIN PLATE ON POSTS.
- △ PART NUMBER, DATE CODE IDENTIFICATION, CSA LOGO THIS APPROXIMATE AREA.
- △ CONTACT POINT.
- △ MARKING ON THIS SIDE.



△	1 THRU 32	X	X	X	96	5650462-5
△	1 THRU 32	X	X	X	96	5650462-4
NOTES	POSITIONS LOADED	C	B	A	POSITION	ASSY PART NUMBER
					PROVS LOADED	

THIS DRAWING IS A CONTROLLED DOCUMENT.

DESIGNER	DATE	REVISED	DATE
BY	BY	BY	BY
CHKD	CHKD	CHKD	CHKD
APP'D	APP'D	APP'D	APP'D
DATE	DATE	DATE	DATE
DATE	DATE	DATE	DATE
DATE	DATE	DATE	DATE
DATE	DATE	DATE	DATE

ASSEMBLY, RECEPTACLE, EUROCARD, TYPE R, LEAD-FREE, 96 POSITION, 4241612) SOLDER POSTS.

DATE: 00779 (G)=5650462

CUSTOMER DRAWING