THIS DRAWING IS UNPUBLISHED. RELEASED FOR PUBLICATION
© COPYRIGHT - BY TYCO ELECTRONICS CORPORATION. ALL RIGHTS RESERVED.

LOC	DIST	REVISIONS				
AD	25	P	LTR	DESCRIPTION	DATE	DRN	APVD
			0	RELASE PER EC 0512-0082-05	03JUN05	JDP	AMS

1. HOUSING MATERIAL: GLASS-FILLED POLYMER.
2. CONTACT MATERIAL: COPPER ALLOY.
3. CONTACT FINISH: DIN 41612 CLASS 2 IN CONTACT AREA. TIN PLATE ON POSTS.
4. RECOMMENDED HOLE SIZE FOR MANUAL APPLICATION OF CONNECTOR ONTO PC BOARD.
5. PART NUMBER, DATE CODE IDENTIFICATION, CSA LOGO, THIS APPROXIMATE AREA.
6. CONTACT POINT.
7. MARKING ON THIS SIDE.

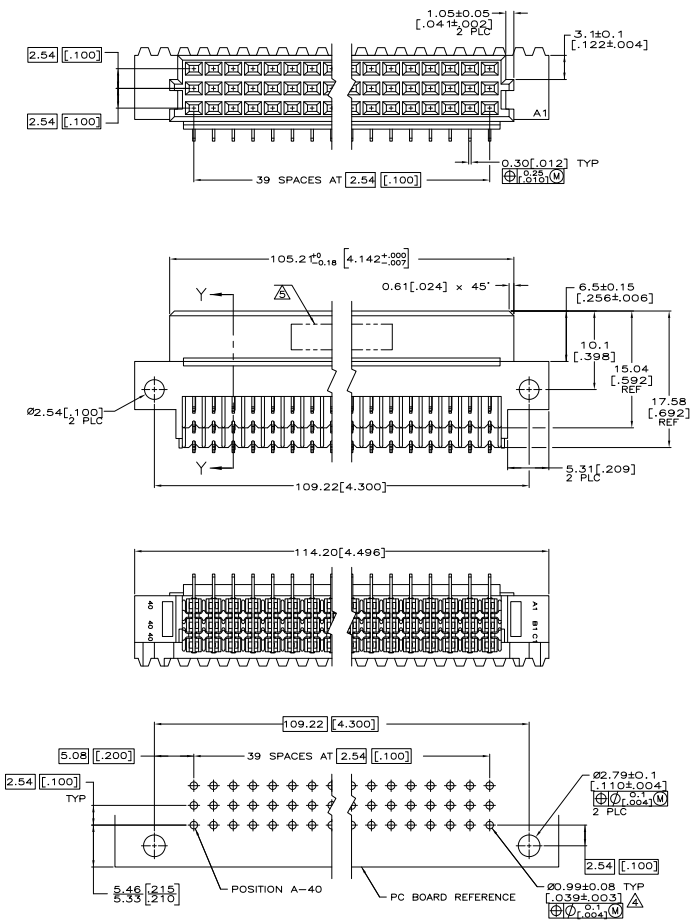

PC BOARD LAYOUT

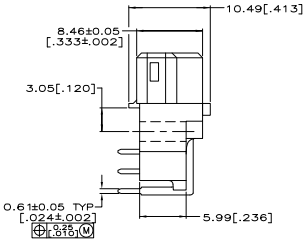

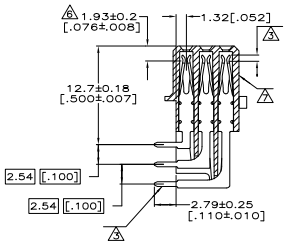

SECTION Y-Y

FINISH	POSITIONS LOADED	ROWS LOADED			NO. OF LOADED POSITION	ASSY PART NUMBER
5	1 THRU 40	X	X	X	120	5650874-5
3	1 THRU 40	X	X	X	120	5650874-4
		C	B	A		

THIS DRAWING IS A CONTROLLED DOCUMENT.

DIMENSIONS: mm [INCHES]

TOLERANCES UNLESS OTHERWISE SPECIFIED: 0 PLC ± - ; 1 PLC ± - ; 2 PLC ± 0.13[.005] ; 3 PLC ± - ; 4 PLC ± - ; ANGLES ± -

MATERIAL 1 2 FINISH 3

DWN J. POLIGNONE 03JUN05
CHK A. SHARPE 03JUN05
APVD A. SHARPE 03JUN05
PRODUCT SPEC –
APPLICATION SPEC –
WEIGHT –

Tyco Electronics Corporation
Harrisburg, PA 17105-3608

NAME: ASSEMBLY, RECEPTACLE, EUROCARD, TYPE R, 120 POSITION, 2.79[.110] SOLDER POSTS

SIZE A1 | CAGE CODE 00779 | DRAWING NO C-5650874 | RESTRICTED TO –

CUSTOMER DRAWING | SCALE 4:1 | SHEET 1 OF 1 | REV 0

AMP 4805 REV 31MAR2000

02MAR2006 1:16pm us049721 H:\dm-tec-mcd\5650874_1-c.dwg

Downloaded from Elcodis.com electronic components distributor