THIS DRAWING IS UNPUBLISHED. RELEASED FOR PUBLICATION -.-.-
© COPYRIGHT - BY TYCO ELECTRONICS CORPORATION. ALL RIGHTS RESERVED.

UOC	DIST
AD	25

REVISIONS

P	LTR	DESCRIPTION	DATE	DRN	APVD
	01	REVISED PER ECO-07-018157	21AUG07	DH	DB

1. HOUSING MATERIAL: GLASS-FILLED POLYMER.
2. POST MATERIAL: COPPER ALLOY.
3. POST FINISH: DIN 41612 CLASS 2 IN CONTACT AREA. TIN PLATE ON POSTS.
4. MARKINGS ON THIS SIDE.
5. RECOMMENDED HOLE SIZE FOR MANUAL APPLICATION OF CONNECTOR ONTO PC BOARD.
6. PART NUMBER, DATE CODE MARKED THIS APPROXIMATE AREA.

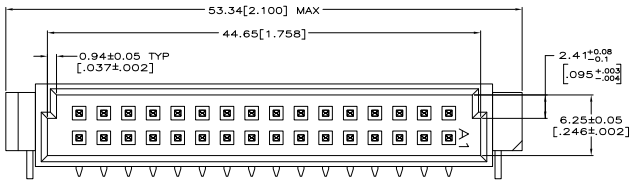

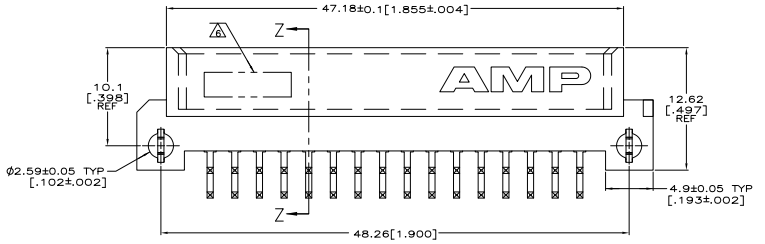

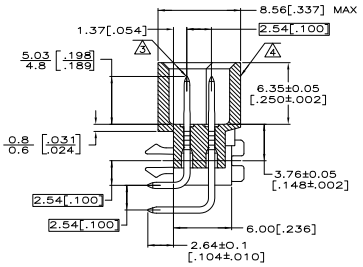

SECTION Z–Z

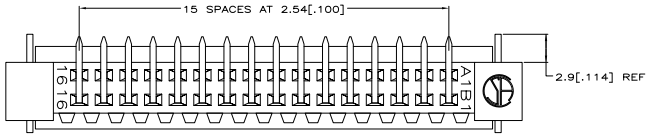

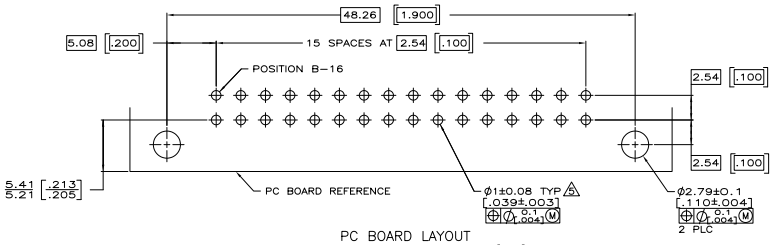

PC BOARD LAYOUT
RECOMMENDED PC BOARD THICKNESS 1.57[.062]

1–16	X	X	32	5536386–5
POSITIONS LOADED	B	A	NO. OF LOADED POSITION	ASSY PART NUMBER
	ROWS LOADED			

THIS DRAWING IS A CONTROLLED DOCUMENT.

DIMENSIONS: mm [INCHES]

TOLERANCE UNLESS OTHERWISE SPECIFIED: 0 PLC ± – ; 1 PLC ± – ; 2 PLC ± – ; 3 PLC ± 0.13[.005] ; 4 PLC ± – ; ANGLES ± –

MATERIAL 1,2 ; FINISH 3

DRN POLIGNONE; CHKVD –; DWN A. SHARPE; CHKVD –; APVD A. SHARPE; CHKVD –; PRODUCT SPEC –; APPLICATION SPEC –; WEIGHT –

Tyco Electronics — Tyco Electronics Corporation, Harrisburg, Pa 17105-3608

NAME: ASSEMBLY, PIN, EUROCARD, TYPE 1/2B, 32 POSITION, 2.64[.104] SOLDER POST, WITH BOARD-LOCKS

SIZE A1; CAGE CODE 00779; DRAWING NO C-5536386; RESTRICTED TO –

CUSTOMER DRAWING; SCALE 5:1; SHEET 1 OF 1; REV 01

AMP 4805 REV 31MR2000

21AUG2007 US077239

Downloaded from Elcodis.com electronic components distributor