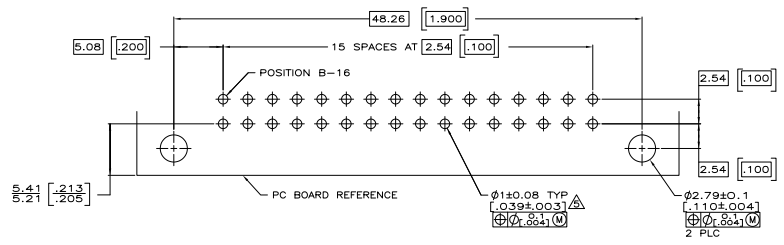
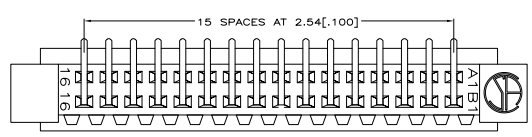
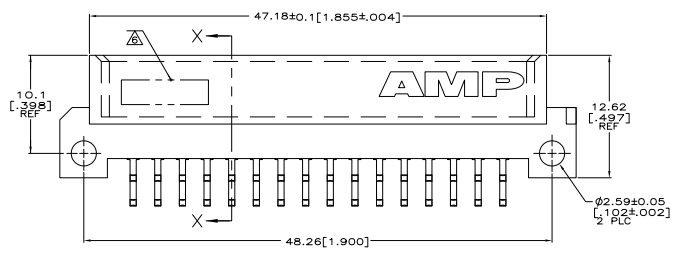
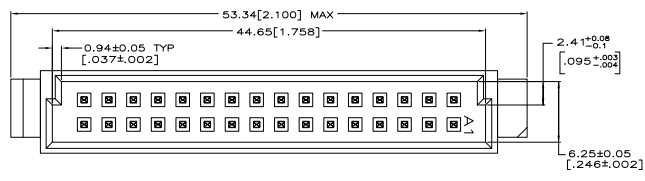


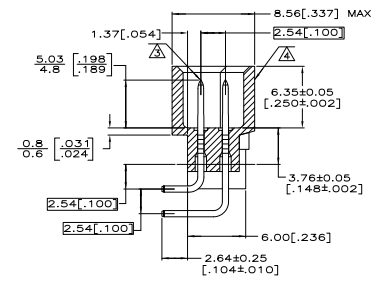
THIS DRAWING IS UNPUBLISHED
 UNLESS INDICATED OTHERWISE
 © 1988 AMP ELECTRONICS CORPORATION ALL RIGHTS RESERVED

REV	DATE	DESCRIPTION	BY	CHK	APP
AD	25				
01		REVISED PER ECO-07-018157			



PC BOARD LAYOUT

- △ HOUSING MATERIAL: GLASS-FILLED POLYMER.
- △ POST MATERIAL: COPPER ALLOY.
- △ POST FINISH: DIN 41612 CLASS 2 IN CONTACT AREA.
- △ TIN PLATE ON POSTS.
- △ MARKING ON THIS SIDE.
- △ RECOMMENDED HOLE SIZE FOR MANUAL APPLICATION OF CONNECTOR ONTO PC BOARD.
- △ [PART NUMBER, DATE CODE] MARKED THIS APPROXIMATE AREA.



SECTION X-X

1-16	X	X	32	NO. OF POSITIONS LOADED	NO. OF POSITIONS	ASSY PART NUMBER
						5536053-5

THIS DRAWING IS A CONTROLLED DOCUMENT.		REV	DATE	DESCRIPTION	BY	CHK	APP
INCHES	MILLIMETERS						
ASSEMBLY	ASSEMBLY						
DATE	DATE						
SIZE	SIZE						
CUSTOMER DRAWING							