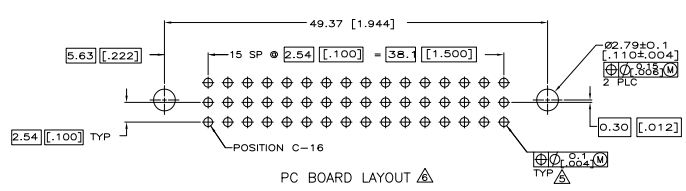
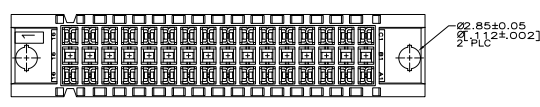
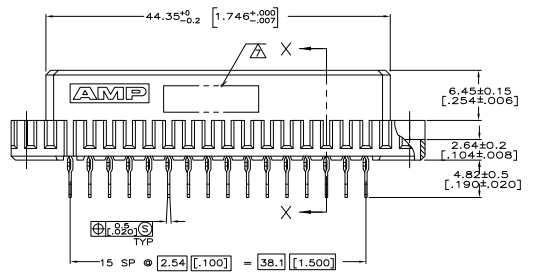
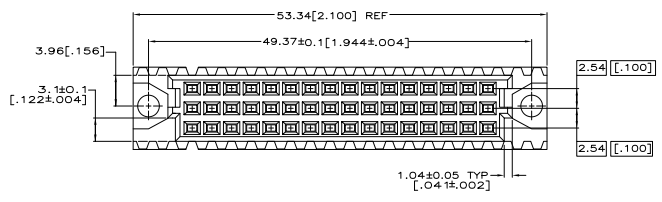
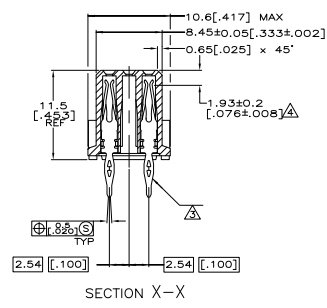


THIS DRAWING IS UNPUBLISHED  
 ALL RIGHTS RESERVED  
 © 2005 AMP  
 BY THE ELECTRONICS CORPORATION

REV	DATE	DESCRIPTION	BY	CHK	APP
AD	25				
O		RELEASE PER EC 0312-0082-05			DMANOS JDP/AMS
O1		REVISED PER EC-09-024927			10NOV09 KK AEG



- △ HOUSING MATERIAL: GLASS-FILLED POLYMER.
- △ CONTACT MATERIAL: COPPER ALLOY.
- △ CONTACT FINISH: DIN 41612 CLASS 2 IN CONTACT AREA. TIN PLATE ON TAILS.
- △ ACTION POINT.
- △ ACTION PIN POSTS REQUIRE 1.57 [0.62] MIN THICK PC BOARD. RECOMMENDED PC BOARD HOLES ARE Ø1.15 ± 0.2 [0.453 ± 0.01] DRILLED HOLE WITH 0.2-0.07 [0.01-0.003] COPPER AND 0.008 [0.0003] MIN TIN-LEAD PLATING. FINISHED HOLE AFTER PLATING, Ø0.94-1.09 [0.37-0.43].
- △ CENTER ROW OF PLATED THRU HOLES NOT REQUIRED FOR THIS CONNECTOR LOAD PATTERN.
- △ PART NUMBER, DATE CODE IDENTIFICATION, CSA LOGO IN THIS APPROXIMATE AREA, ON REVERSE SIDE.
- △ OBSOLETE PARTS: OBSOLETE CIS STREAMLINING PER D.RENAUD/D.SINISI



SECTION X-X

NOTES	POSITIONS LOADED	ROWS LOADED	ASSY PART NUMBER
1 THRU 16	X - X	32	5535068-5
1 THRU 16	X - X	32	5535068-4

THIS DRAWING IS A CONTROLLED DOCUMENT.		REV	DATE	DESCRIPTION	BY	CHK	APP
INCHES	MM (INCHES)	1		ASSEMBLY, RECEPTACLE, EUROCARD, 1/2C, A end C, 32/48 POSITION, 4.53E (197) TOOLLESS, PRESS-FIT.			
DATE	SIZE	DATE	SIZE	DATE	SIZE	DATE	SIZE