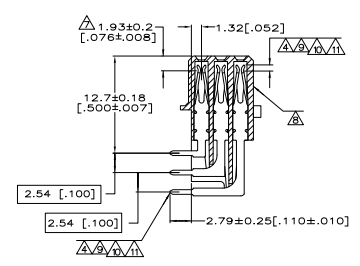
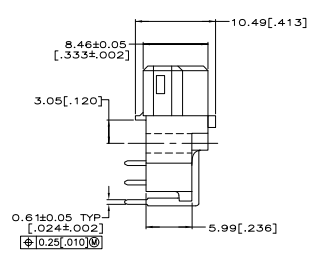
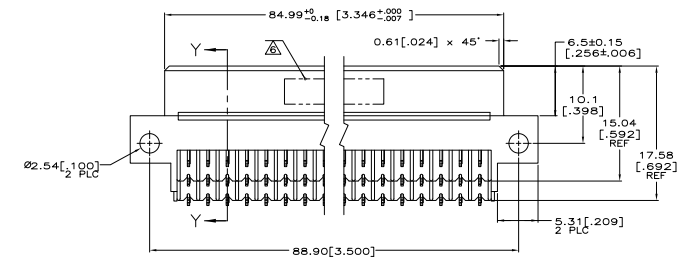
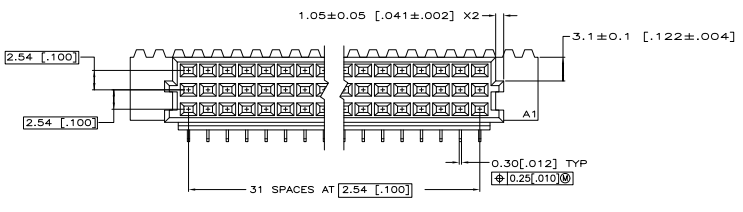


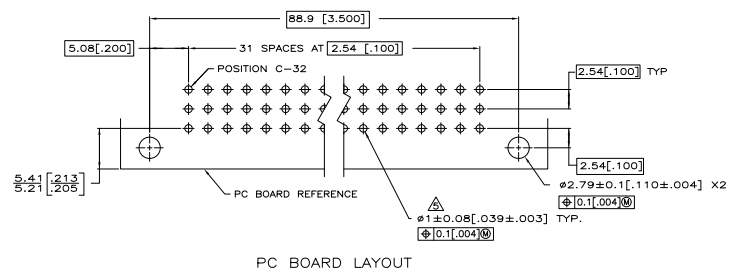
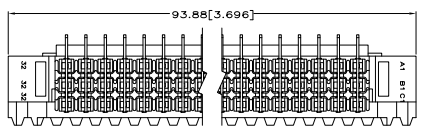
THIS DRAWING IS UNAPPROVED FOR PRODUCTION
 ALL WORK HEREON

REV	DATE	DESCRIPTION	BY	CHK	APP
AD 25					
51		REVISED PER ECO-11-004835	11MMH11	RK	HMR

- DIMENSIONS IN BRACKETS ARE IN INCHES.
- HOUSING MATERIAL: GLASS-FILLED POLYESTER. COLOR: GRAY.
- CONTACT MATERIAL: PHOSPHOR BRONZE.
- CONTACT FINISH: 0.0007[.00003] GOLD IN CONTACT AREA. 0.00127[.000050] NICKEL UNDERPLATE ALL OVER. TIN-LEAD ON POSTS.
- RECOMMENDED HOLE SIZE FOR MANUAL APPLICATION OF CONNECTOR ONTO PC BOARD.
- PART NUMBER, DATE CODE IDENTIFICATION, CSA LOGO HOT-STAMPED THIS APPROXIMATE AREA.
- CONTACT POINT.
- HOT-STAMPING ON THIS SIDE.
- CONTACT FINISH: DIN 41612 CLASS 3 IN CONTACT AREA. TIN-LEAD ON POSTS.
- CONTACT FINISH: 0.00127[.000050] GOLD IN CONTACT AREA. 0.00127[.000050] NICKEL UNDERPLATE ALL OVER. TIN-LEAD ON POSTS.
- CONTACT FINISH: DIN 41612 CLASS 2 IN CONTACT AREA. TIN-LEAD ON POSTS.



SECTION Y-Y



PC BOARD LAYOUT

NOTES	POSITIONS LOADED	ROWS LOADED	NO. OF LOADED POSITION	ASSY PART NUMBER
OBSOLETE	1 THRU 32	X X X	96	650461-9
OBSOLETE	1 THRU 32	X X X	96	650461-6
	1 THRU 32	X X X	96	650461-5
	1 THRU 32	X X X	96	650461-4
OBSOLETE	1 THRU 32	X X X	96	650461-1

THIS DRAWING IS A CONTROLLED DOCUMENT				DATE	BY	CHK	APP
DESIGNED	DRAWN	CHECKED	APPROVED				
DATE	BY	DATE	BY				

SYMBOL	DESCRIPTION	DATE	BY	CHK	APP
△	REVISION				
△	REVISION				
△	REVISION				
△	REVISION				