THIS DRAWING IS UNPUBLISHED. RELEASED FOR PUBLICATION -.-.-
© COPYRIGHT - - ALL RIGHTS RESERVED

UOC	DIST
AD	25

REVISIONS

P	LTR	DESCRIPTION	DATE	DWN	APVD
	P	REVISED PER ECO-11-004835	11MAR11	RK	HMR

1. HOUSING MATERIAL: GLASS-FILLED POLYMER.
2. CONTACT MATERIAL: COPPER ALLOY.
3. CONTACT FINISH: DIN 41612 CLASS 2 IN CONTACT AREA. TIN PLATE ON POSTS.
4. PART NUMBER, DATE CODE IDENTIFICATION, CSA LOGO, THIS APPROXIMATE AREA.
5. CONTACT POINT.
6. MARKING ON THIS SIDE.
7. RECOMMENDED HOLE SIZE FOR MANUAL APPLICATION OF CONNECTOR ONTO PC BOARD.

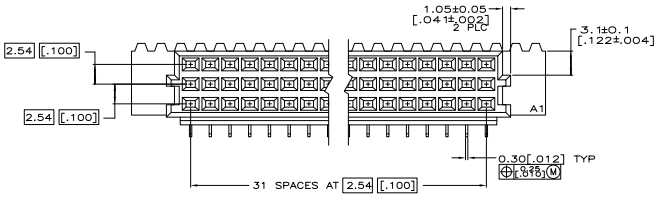

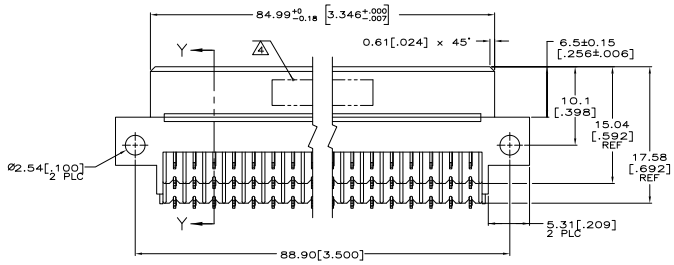

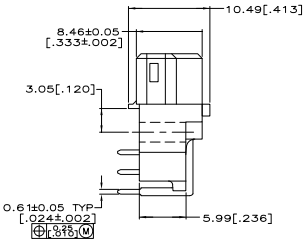

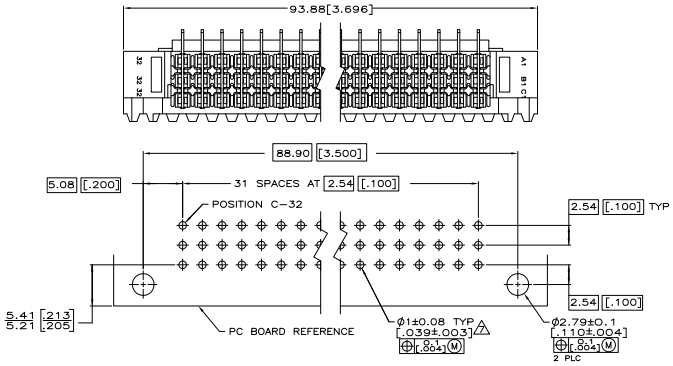

PC BOARD LAYOUT

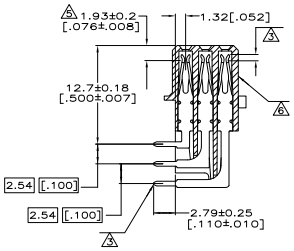

SECTION Y-Y

1 THRU 32	X	X	X	96	5650461-5
1 THRU 32	X	X	X	96	5650461-4
POSITIONS LOADED	ROWS LOADED			NO. OF LOADED POSITION	ASSY PART NUMBER

THIS DRAWING IS A CONTROLLED DOCUMENT.

DIMENSIONS: mm [INCHES]

TOLERANCE UNLESS OTHERWISE SPECIFIED: 0 PLC ± – ; 1 PLC ± – ; 2 PLC ± 0.13[.005] ; 3 PLC ± – ; 4 PLC ± – ; ANGLES ± –

MATERIAL 1 2 ; FINISH 3

DWN POLIGNONE CSU/ADS ; CHK A. SHARPE CSU/ADS ; APVD A. SHARPE CSU/ADS ; PRODUCT SPEC – ; APPLICATION SPEC – ; WEIGHT –

TE Connectivity

NAME: ASSEMBLY, RECEPTACLE, EUROCARD, TYPE R, LEAD-FREE, 96 POSITION, 2.79[.110] SOLDER POSTS

SIZE A1 ; CAGE CODE 00779 ; DRAWING NO C-5650461 ; RESTRICTED TO –

CUSTOMER DRAWING ; SCALE 4:1 ; SHEET 1 OF 1 ; REV P

4MOS (3/11)

Downloaded from Elcodis.com electronic components distributor