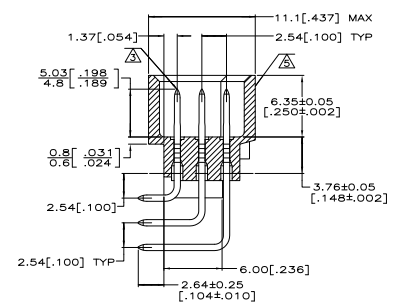
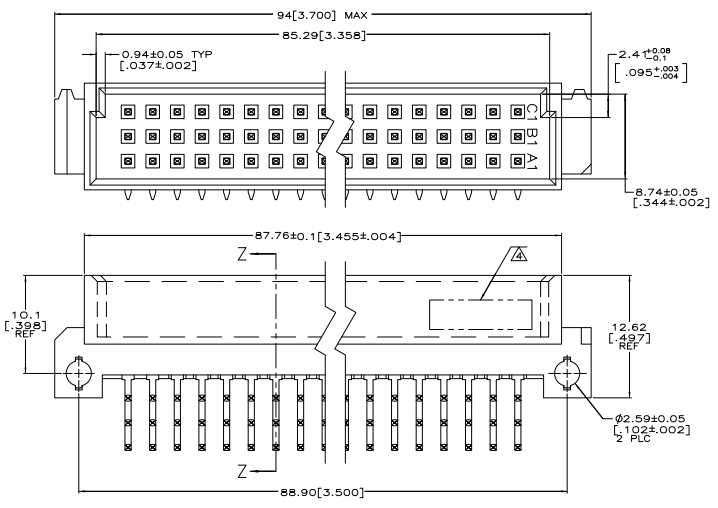
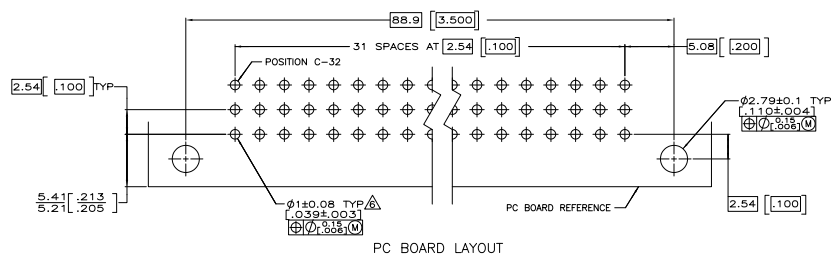
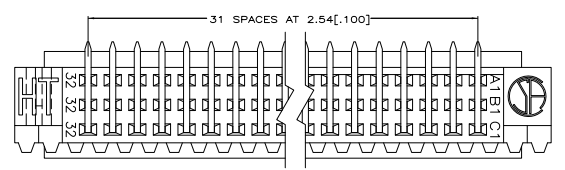


| REV | DATE | DESCRIPTION | BY | CHK | APP |
|-----|------|---------------------------|----|-----|-----|
| AD | 00 | | | | |
| AT | | REVISED PER ECO-11-004835 | | | |

- △ HOUSING MATERIAL: GLASS-FILLED POLYMER.
- △ POST MATERIAL: COPPER ALLOY.
- △ POST FINISH: DIN 41612 CLASS 2 IN CONTACT AREA. TIN PLATE ON POSTS.
- △ [PART NUMBER, DATE CODE] MARKED THIS APPROXIMATE AREA.
- △ MARKING ON THIS SIDE.
- △ RECOMMENDED HOLE SIZE FOR MANUAL APPLICATION OF CONNECTOR ONTO PC BOARD.



SECTION Z-Z



PC BOARD LAYOUT

| | | | | | | | |
|--|--|--|-------------|-----------|-------------|-------------------------|-------------|
| SUPERSEDED BY 5650473-5 | | 1-32 | X | X | X | 96 | 7-5650473-5 |
| | | 1-32 | X | X | X | 96 | 5650473-5 |
| | | POSITIONS LOADED | C | B | A | NO. OF LOADED POSITIONS | PART NUMBER |
| THIS DRAWING IS A CONTROLLED DOCUMENT. | | REV | DESCRIPTION | DATE | BY | CHK | APP |
| DIMENSIONS IN INCHES | | REV | DESCRIPTION | DATE | BY | CHK | APP |
| TOLERANCES UNLESS OTHERWISE SPECIFIED: | | TE Connectivity | | | | | |
| FRACTIONS | | ASSEMBLY, PIN EUROCARD, TYPE C, 96 POSITION, .104 SOLDIER POST | | | | | |
| DECIMALS | | .104 SOLDIER POST | | | | | |
| ANGLES | | SIZE | DATE | ISSUE | DRAWING NO. | REVISED TO | |
| HIDDEN | | AT | 00779 | Q=5650473 | | | |
| PHYSICAL | | CUSTOMER DRAWING | | | | | |