THIS DRAWING IS UNPUBLISHED. RELEASED FOR PUBLICATION -.-. -
© COPYRIGHT 2005 BY TYCO ELECTRONICS CORPORATION. ALL RIGHTS RESERVED.

LOC	DIST
AD	25

REVISIONS

P	LTR	DESCRIPTION	DATE	DWN	APVD
	M	REVISED PER ECN 0512-0146-05	10MAY06	JDP	AMS

1. HOUSING MATERIAL: GLASS-FILLED POLYESTER. COLOR: GRAY.
2. CONTACT MATERIAL: PHOSPHOR BRONZE.
3. PART NUMBER, DATE CODE IDENTIFICATION, CSA LOGO IN THIS APPROXIMATE AREA.
4. POINT OF MEASUREMENT FOR GOLD.
5. ACTION PIN POSTS REQUIRE 1.57[.062] MIN THICK PC BOARD. RECOMMENDED PC BOARD HOLES ARE ø1.151±0.02[.0453±.001] DRILLED HOLE WITH 0.02-0.07[.001-.003] COPPER AND 0.008[.0003] MIN TIN-LEAD PLATING. FINISHED HOLE AFTER PLATING, ø0.94-1.09 [.037-.043].
6. CONTACT FINISH: DIN 41612 CLASS 3 ON CONTACT AREA. TIN-LEAD ON POSTS.
7. CONTACT FINISH: DIN 41612 CLASS 2 ON CONTACT AREA. TIN-LEAD ON POSTS.

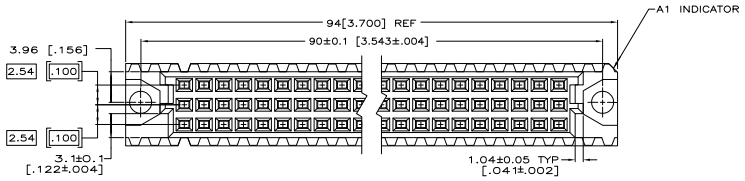

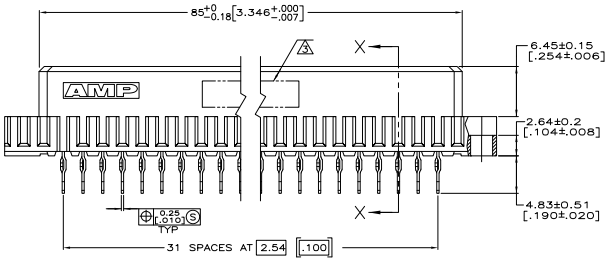

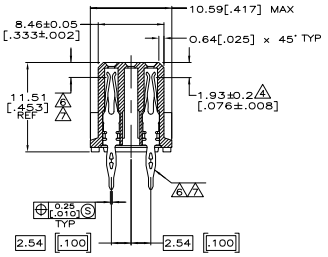

SECTION X-X

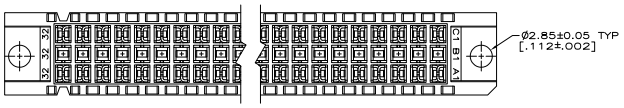

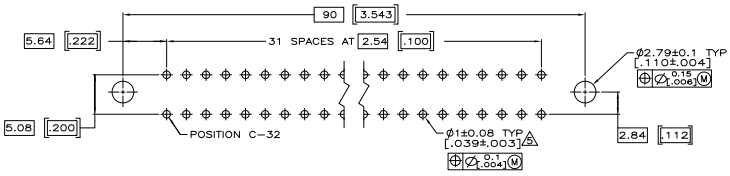

PC BOARD LAYOUT

OBSOLETE	6	1 THRU 32	X	–	X	64	535059-9
	7	1 THRU 32	X	–	X	64	535059-5
		1 THRU 32	X	–	X	64	535059-4
NOTES		POSITIONS LOADED	C ROWS LOADED	B	A	NO. OF LOADED POSITION	ASSY PART NUMBER

THIS DRAWING IS A CONTROLLED DOCUMENT.

DIMENSIONS: mm [INCHES]

TOLERANCE UNLESS OTHERWISE SPECIFIED: 0 PLC ± – ; 1 PLC ± – ; 2 PLC ± – ; 3 PLC ± 0.13[.005] ; 4 PLC ± – ; ANGLES ± –

MATERIAL 1 2

FINISH 6 7

DR BRINER 3/28/99
DS R. PATTERSON 1/16/96
APD R. PATTERSON 1/16/96

PRODUCT SPEC –
APPLICATION SPEC –
WEIGHT –

Tyco Electronics Corporation
Harrisburg, PA 17105-3608

NAME ASSEMBLY, RECEPTACLE, TYPE C, EUROCARD, TOOLLESS PRESS-FIT, 96 POSITION

SIZE A1 | CAGE CODE 00779 | DRAWING NO C-535059 | RESTRICTED TO –

CUSTOMER DRAWING | SCALE 4:1 | SHEET 1 OF 1 | REV M

AMP 4805 REV 31MAR2000

Downloaded from Elcodis.com electronic components distributor