

4

3

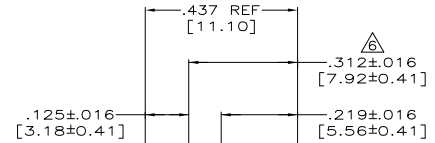
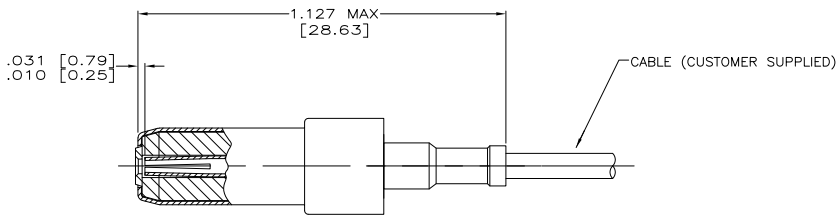
2

1

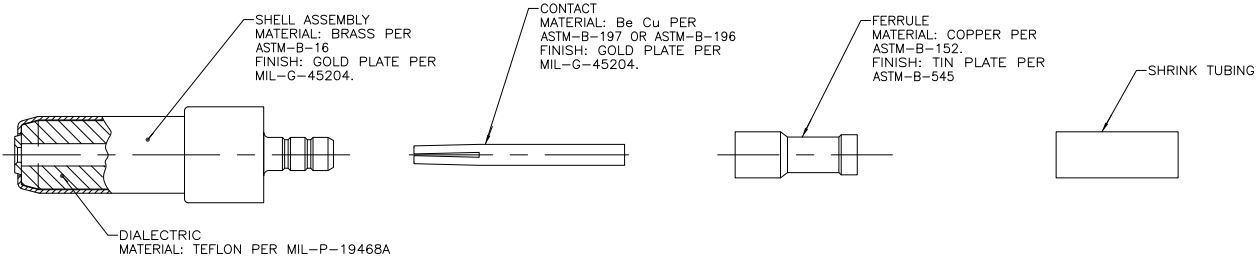
THIS DRAWING IS UNPUBLISHED. RELEASED FOR PUBLICATION
 © COPYRIGHT BY TYCO ELECTRONICS CORPORATION. ALL INTERNATIONAL RIGHTS RESERVED.

LOC	DIST	REVISIONS					
DF	XO	P	LR	DESCRIPTION	DATE	BY	APP
		K		REV PER ECO-08-029134	01JUN10	PY	JG

ASSEMBLED VIEW



RECOMMENDED STRIP LENGTH
SCALE: N.T.S.



- FOR USE WITH RG-178/U, 178/AU, 178/BU, 196/U OR 196/AU CABLE.
- FERRULE CRIMPING TOOL: AMP TOOL NUMBER 220020-1. SEE AMP INSTRUCTION SHEET 408-2224 (I.S. 2224).
- CONTACT CRIMPING TOOL: M22520/2-01 OR AMP TOOL NUMBER 601966-1, SETTING NUMBER 5. DANIELS POSITIONER PART NO. K345 OR AMP TOOL NO. 1-601966-6.
- SEE AMP INSTRUCTION SHEET 408-2348 (I.S. 2348).
- DANIELS MANUFACTURING CORP
2266 FRANKLIN ROAD
BLOOMFIELD HILLS, MI 48013
- OUTER JACKET OF CABLE MUST BE TRIMMED TO ALLOW PROPER INTER-PIN CONTACT LOCATION AFTER FERRULE CRIMP OPERATION.
- PARTS SHIPPED UNASSEMBLED AND CABLE IS SUPPLIED BY CUSTOMER.

225790-7
PART NO.

THIS DRAWING IS A CONTROLLED DOCUMENT.		DR: C. C. THOMAS 9-12-94	Tyco Electronics Corporation Harrisburg, PA 17105-3608	
DIMENSIONS: INCHES		CHK: J. GABRILLO 9-23-94	CONNECTOR, COAXIAL, RF PIN SIZE 5, ARINC	
TOLERANCES UNLESS OTHERWISE SPECIFIED:		APP: --	RESTRICTED TO	
Ø	PLC	---	SIZE	A2
Ø	PLC	---	CAGE CODE	00779
Ø	PLC	---	DRAWING NO.	C-225790-7
Ø	PLC	---	SCALE	5:1
Ø	PLC	---	SHEET	1 of 1
Ø	PLC	---	REV	K
Ø	PLC	---	CUSTOMER DRAWING	

225790-7

A