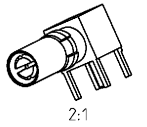
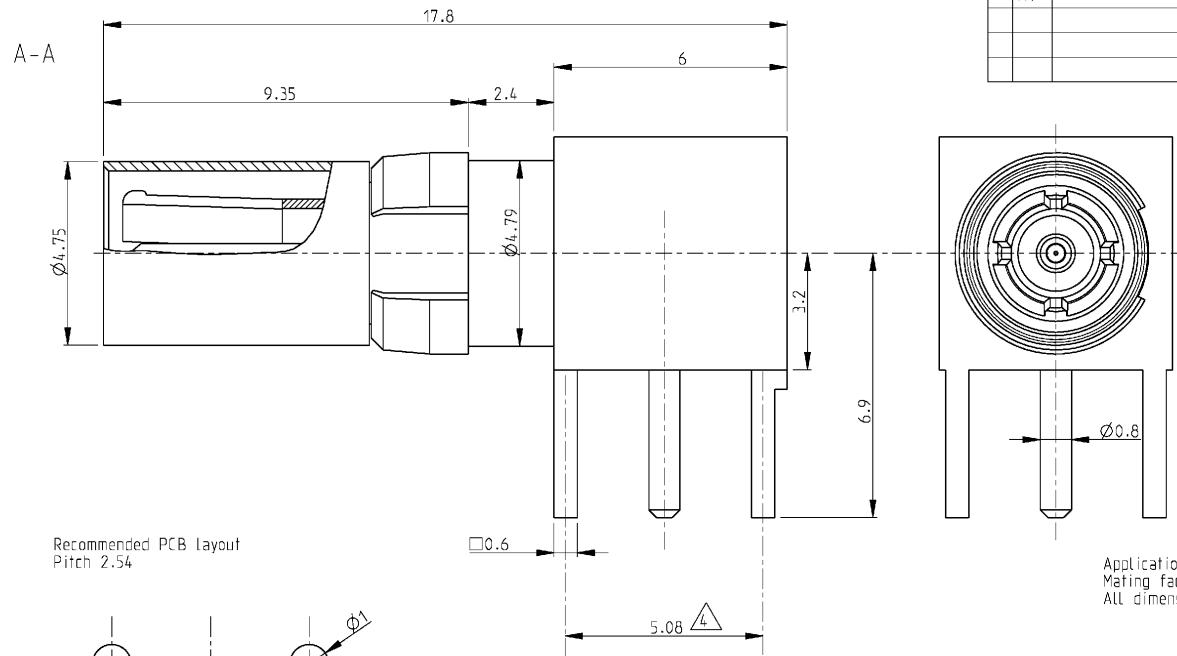
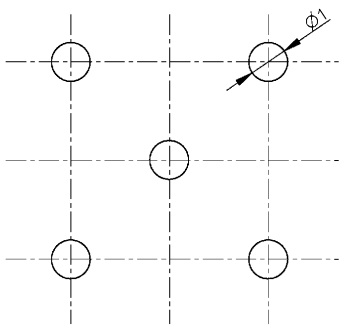


THIS DRAWING IS UNPUBLISHED. RELEASED FOR PUBLICATION 2000
 COPYRIGHT 2000 BY TYCO ELECTRONICS CORPORATION. ALL RIGHTS RESERVED.

LOC	DIST	REVISIONS			
P	LTR	DESCRIPTION	DATE	DWN	APVD
GW	-	A1	SR10-0146-01	09APR2001	CM KM



Recommended PCB layout
Pitch 2.54



Application : female connectors : DIN41612
 Mating face according to DIN 41612 , Part 2
 All dimensions are max. dimensions

V23601-A1127-E1	1-1393662-2	Dielectric	PTFE	
		Outer Con.	Cu Be	1µm Au min in contact area
		Center Con.	Brass	1µm Au min in contact area
Old Nr	Tyco Nr	Description	Material	Plating

<small>THIS DRAWING IS A CONTROLLED DOCUMENT FOR TYCO ELECTRONICS CORPORATION. IT IS SUBJECT TO CHANGE AND THE CONTROL NO. INDICATING BREAKAWAY IN SHOULD BE CONTACTED FOR THE LATEST REVISION.</small>		DWN 04APR2001 CHK MOROBE MATTHEEWS APVD LEEFMAN	Tyco Electronics Dostkamp - Belgium
DIMENSIONS: mm 	TOLERANCES UNLESS OTHERWISE SPECIFIED: 0 P.L.C ± 1 P.L.C ±0.5 2 P.L.C ±0.13 3 P.L.C ±0.013 4 P.L.C ±0.001 ANGLES ±	NAME PRODUCT SPEC 108-71032 APPLICATION SPEC WEIGHT RESTRICTED CUSTOMER	BULKHEAD ANGLE PLUG WITH PCB CONNECTION 1.0/2.3 INSERT 50 Ohm SIZE CAGE CODE DRAWING NO A3 00779 C-1-1393662-2 RESTRICTED TO
MATERIAL	FINISH	SCALE 10/1	SHEET 1 OF 1 REV A1

