

# Steering Diode Arrays - ESD Suppressors

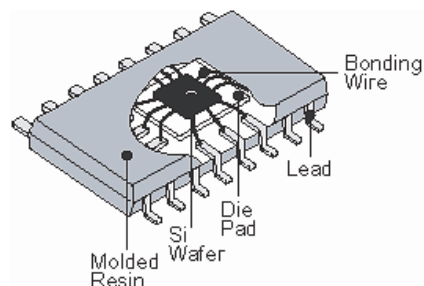
## CDA Series-G (RoHS Device)

### Features

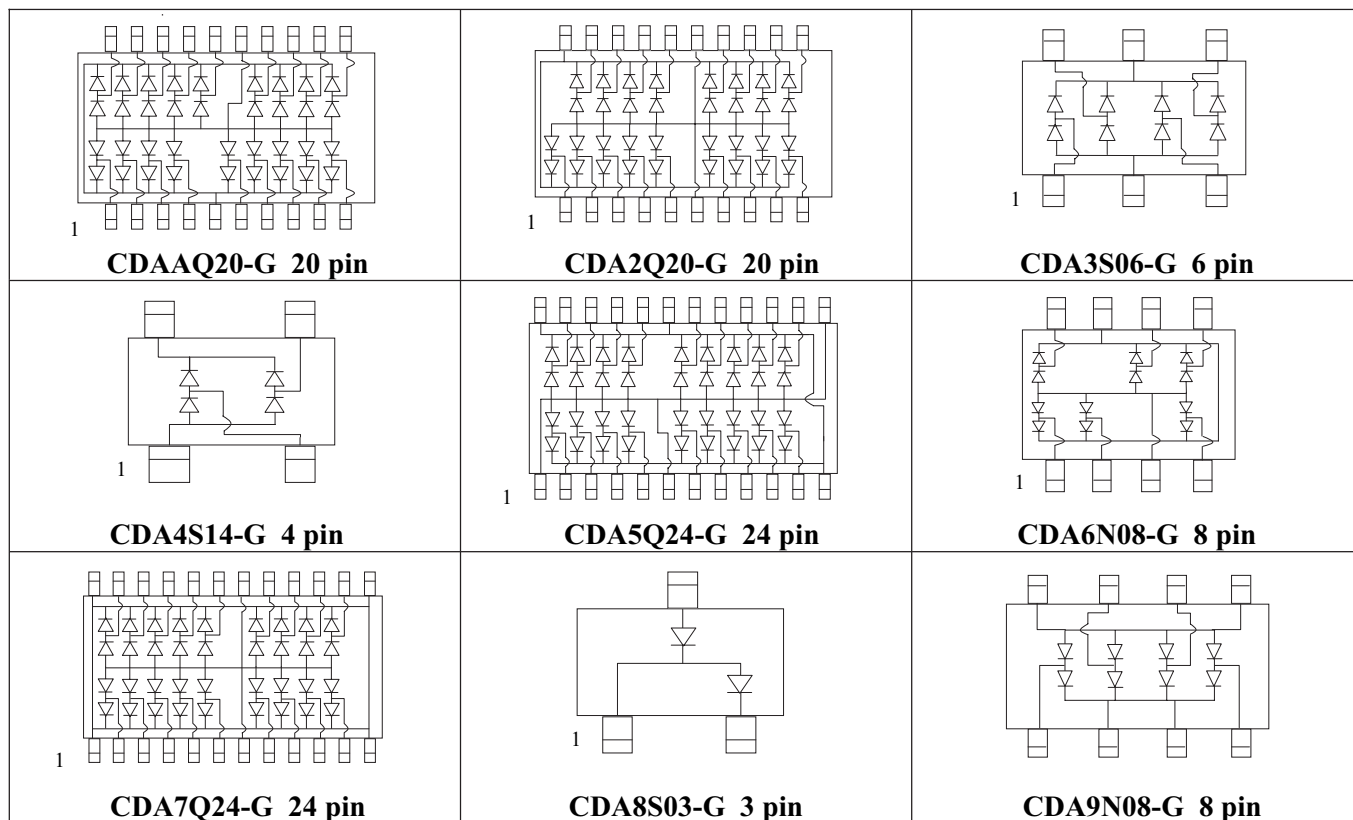
- (16kV) IEC 61000-4-2 capable
- Fast Reverse Recovery Time
- Fast Turn on Time
- Low Capacitance
- SMD Packages

### Applications

- Signal Termination
- Signal Conditioning
- ESD Suppression
- Transient Suppression



### Schematics



# Steering Diode Arrays - ESD Suppressors



## Absolute Maximum Ratings: ( Ta = 25°C )

Symbol	Parameter	Value	Units
T <sub>OP</sub>	Operating temperature	-40 to +85	°C
V <sub>S</sub>	Supply voltage (rail to rail)	8	V
I <sub>F</sub>	Continuous forward current *	50	mA

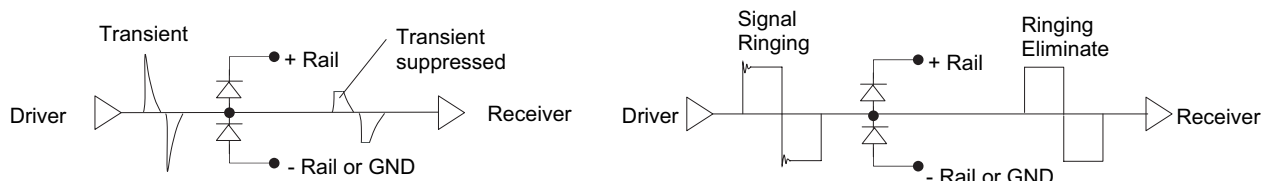
\* One diode conducting.

## Electrical Ratings: ( Ta = 25°C )

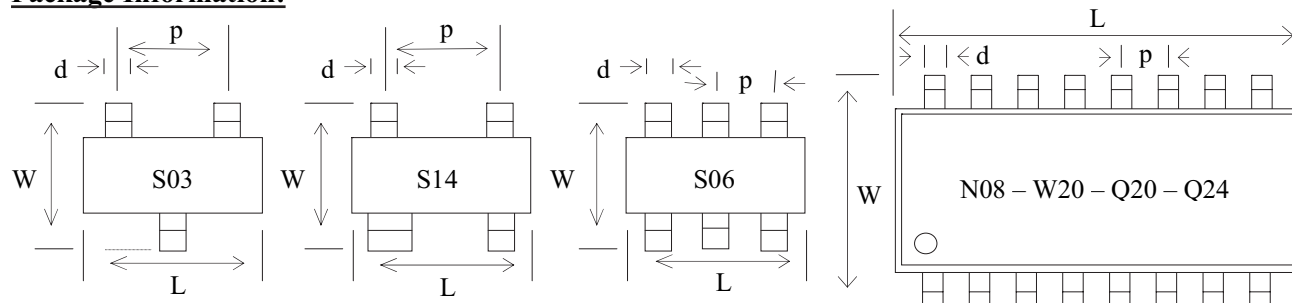
Symbol	Characteristic	Min	Max	Units	Test Condition
V <sub>F</sub>	Forward voltage	0.6	0.95	V	I <sub>F</sub> = 50 ma
V <sub>R</sub>	Reverse breakdown voltage	7.2	-	V	I <sub>R</sub> = 1 ma
I <sub>L</sub>	Reverse leakage current	+ 0.1	+ 2.0	uA	7.1v
C <sub>T</sub>	Capacitance	1.0	5.0	pF	@ 1Mhz
V <sub>PV</sub>	Peak ESD voltage capability		16	kV	IEC 61000-4-2

**Application:** (ESD Suppression)

( Signal Conditioning )



## Package Information:



Package Code	Total Power	Number of Pins	L ± 0.2	W ± 0.2	p ± 0.1	Pkg. Height ± 0.2	d ± 0.05
S03	225 mw	3	2.92	2.30	1.91	0.95	0.43
S14	225 mw	4	2.92	2.30	1.91	0.95	0.43
S06	225 mw	6	2.92	2.80	0.95	0.95	0.43
N08	400 mw	8	4.83	5.99	1.27	1.60	0.41
W20	1200mw	20	12.70	10.36	1.27	2.40	0.41
Q20	1000mw	20	8.66	5.99	0.635	1.60	0.25
Q24	1000mw	24	8.66	5.99	0.635	1.60	0.25

## Ordering Information:

**CDA**

**Q20**

**-G**

### Type

CDA  
CDA2  
CDA3  
CDA4  
CDA5  
CDA6  
CDA7  
CDA8  
CDA9

### Package

S03 = 3 pin SOT23  
S14 = 4 pin SOT23  
S06 = 6 pin SOT23  
N08 = 8 pin Narrow SOIC  
W20 = 20 pin Wide SOIC  
Q20 = 20 pin QSOP  
Q24 = 24 pin QSOP

### RoHS Compliant