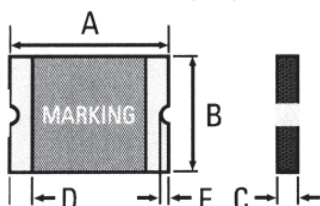


# SMD1812

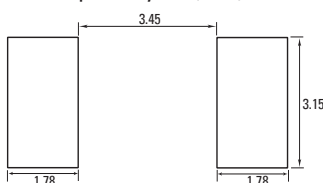
This product is not recommended for new designs. Please refer to Littelfuse No. 1812L.



Dimensions (mm)



Solder pad Layout (mm)



\* only type "TF"

## SMD Type, 6 V - 60 V

**Standard**  
UL 1434 1<sup>st</sup> Edition  
CSA C22.2 No. 0 CSA TIL No. CA-3A

**Approvals**  
cULus Recognition  
TÜV

### Features

This product line is also designed for surface-mount applications. The products with 1812-mil footprint range in hold currents from 0.1 A to 2.6 A and voltage from 6 V to 60 V. These devices are suited for PC mother board, computer peripheral products and general electronics applications. Suitable for reflow soldering.

## Specifications

**Packaging**  
A Blister tape and reel Ø 178 mm

**Materials**  
Terminals: Solder-plated copper  
TS: Solder Material: 63/37 SnPb  
TF: Lead free plating on request

**Max. Device Surface Temperature in Tripped State**  
125 °C

**Operating / Storage Temperature**  
-40 °C to +85 °C (consider derating)

**Humidity Ageing**  
+85 °C, 85 % R.H., 1000 hours, ± 5 % typical resistance change

**Vibration**  
MIL-STD-883C, Method 2007.1, Condition A, no change

**Thermal Shock**  
MIL-STD-202F, Method 107G  
+85 °C to -40 °C 20 times, -30 % typical resistance change

**Solderability**  
Meets EIA Specification RS186-9E,  
ANSI/J-STD-002, Category 3  
Reflow only

**Solvent Resistance**  
MIL-STD-202, Method 215, no change

**Marking**  
"P", Part Code

Dimensions (mm)

Model	A		B		C		D		E		packaging quantity tape
	Min	Max	Min	Max	Min	Max	Min	Max	Min	Max	
SMD1812P010TS/TF	4.37	4.73	3.07	3.41	0.75	1.25	0.30	0.25	0.65	1,500	
SMD1812P014TS/TF	4.37	4.73	3.07	3.41	0.75	1.95	0.30	0.25	0.65	1,500	
SMD1812P020TS/TF	4.37	4.73	3.07	3.41	0.55	1.00	0.30	0.25	0.65	2,000	
SMD1812P050TS/TF	4.37	4.73	3.07	3.41	0.50	0.75	0.30	0.25	0.50	2,000	
SMD1812P075TS/TF	4.37	4.73	3.07	3.41	0.50	0.75	0.30	0.25	0.50	2,000	
SMD1812P075TS/TF/24	4.37	4.73	3.07	3.41	0.75	1.55	0.30	0.25	0.65	1,500	
SMD1812P110TS/TF	4.37	4.73	3.07	3.41	0.50	0.75	0.30	0.25	0.50	2,000	
SMD1812P110TS/TF/16	4.37	4.73	3.07	3.41	0.75	1.25	0.30	0.25	0.65	1,500	
SMD1812P125TS/TF	4.37	4.73	3.07	3.41	0.75	1.25	0.30	0.25	0.50	1,500	
SMD1812P150TS/TF	4.37	4.73	3.07	3.41	0.75	1.25	0.30	0.25	0.50	1,500	
SMD1812P150TF/12	4.37	4.73	3.07	3.41	0.75	1.25	0.30	0.25	0.65	1,500	
SMD1812P160TS/TF	4.37	4.73	3.07	3.41	0.75	1.25	0.30	0.25	0.65	1,500	
SMD1812P160TS/TF/8	4.37	4.73	3.07	3.41	0.75	1.25	0.30	0.25	0.65	1,500	
SMD1812P200TS/TF	4.37	4.73	3.07	3.41	0.75	1.55	0.30	0.25	0.50	1,500	
SMD1812P260TS/TF	4.37	4.73	3.07	3.41	1.00	1.60	0.30	0.25	0.50	1,000	

Permissible continuous operating current is ≤ 100 % at ambient temperature of 20 °C (68 °F).

Model (A)	I <sub>hold</sub> (A)	I <sub>trip</sub> (A)	V <sub>max. dc</sub> (V)	I <sub>max.</sub> (A)	max. time to trip (s @ A)	P <sub>d max.</sub> (W)	Resistance			Approvals	
							R <sub>min.</sub> (Ω)	R <sub>typ.</sub> (Ω)	R <sub>l max.</sub> (Ω)	cULus	TÜV
SMD1812P010TS/TF	0.10	0.30	30	10/100*	1.50 @ 0.50	0.8	1.600	7.000	15.000	•	•
SMD1812P014TS/TF	0.14	0.34	60	10/100*	0.15 @ 1.50	0.8	1.500	4.000	6.000	•	•
SMD1812P020TS/TF	0.20	0.40	30	10/100*	0.02 @ 8.00	0.8	0.800	2.900	5.000	•	•
SMD1812P050TS/TF	0.50	1.00	15	40/100*	0.15 @ 8.00	0.8	0.150	0.600	1.000	•	•
SMD1812P075TS/TF	0.75	1.50	13.2	40/100*	0.20 @ 8.00	0.8	0.110	0.260	0.450	•	•
SMD1812P075TS/TF/24	0.75	1.50	24	40/100*	0.20 @ 8.00	0.8	0.110	0.200	0.290	•	•
SMD1812P075TF/33	0.75	1.50	33	20	0.20 @ 8.00	0.8	0.110	0.260	0.400	•	•
SMD1812P110TS/TF	1.10	2.20	6	40/100*	0.30 @ 8.00	0.8	0.040	0.120	0.210	•	•
SMD1812P110TS/TF/16	1.10	1.95	16	40/100*	0.50 @ 8.00	0.8	0.060	0.120	0.180	•	•
SMD1812P110TF/33	1.10	1.95	33	20	0.50 @ 8.00	0.8	0.060	0.120	0.200	•	•
SMD1812P125TS/TF	1.25	2.50	15	40/100*	0.40 @ 8.00	0.8	0.070	0.160	0.250	•	•
SMD1812P150TS/TF	1.50	3.00	6	40/100*	0.50 @ 8.00	0.8	0.040	0.070	0.110	•	•
SMD1812P150TF/12	1.50	3.00	12	40/100*	0.50 @ 8.00	0.8	0.040	0.070	0.110	•	•
SMD1812P150TF/24	1.50	3.00	24	20	1.50 @ 8.00	0.8	0.040	0.070	0.120	p	•
SMD1812P160TS/TF	1.60	2.80	6	40/100*	1.00 @ 8.00	0.8	0.030	0.066	0.100	•	•
SMD1812P160TS/TF/8	1.60	2.80	8	40/100*	1.00 @ 8.00	0.8	0.030	0.066	0.100	•	•
SMD1812P160TF/12	1.60	2.80	12	20/100*	1.00 @ 8.00	0.8	0.030	0.066	0.100	•	•
SMD1812P200TS/TF	2.00	3.50	8	40/100*	2.00 @ 8.00	0.8	0.020	0.040	0.060	•	•
SMD1812P260TS/TF	2.60	5.20	6	40/100*	2.50 @ 8.00	0.8	0.015	0.030	0.047	•	•

\* Approvals for 100 A pending

NOTE:

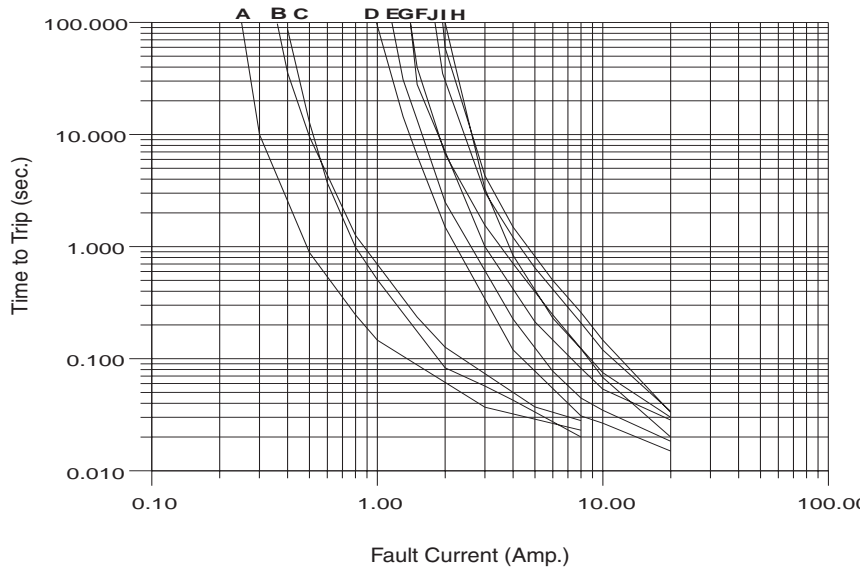
I<sub>hold</sub> = Hold current: maximum current device will pass without tripping in 20 °C still air.  
I<sub>trip</sub> = Trip current: minimum current at which the device will trip in 20 °C still air.  
V<sub>max.</sub> = Maximum voltage device can withstand without damage at rated current (I<sub>max.</sub>)  
I<sub>max.</sub> = Maximum fault current device can withstand without damage at rated voltage (V<sub>max.</sub>)

Please choose TS for SnPb and TF for Sn plating

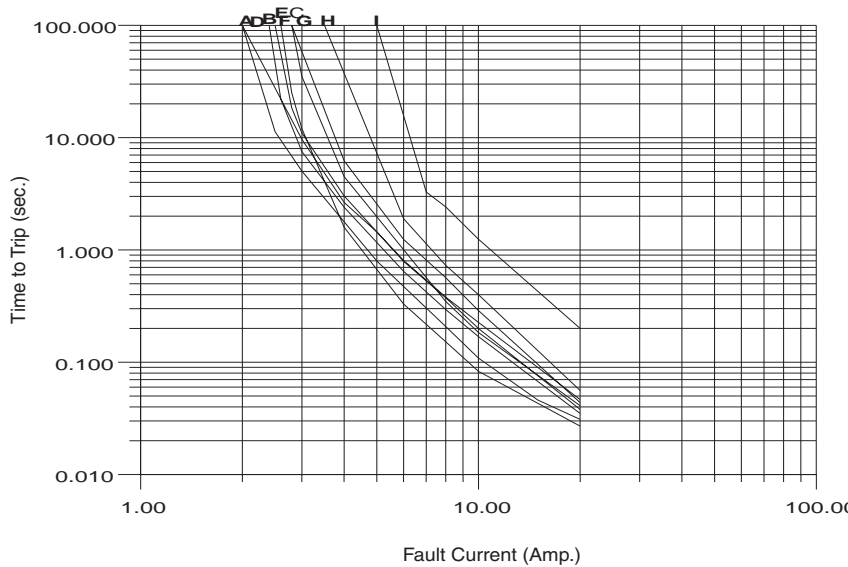
P<sub>d</sub> = Power dissipated from device when in the tripped state at 20 °C still air.  
R<sub>min.</sub> = Minimum resistance of device in initial (un-soldered) state.  
R<sub>max.</sub> = Maximum resistance of device at 20 °C measured one hour after tripping for 20 s.  
**Caution: Operation beyond the specified rating may result in damage and possible arcing and flame. Specifications are subject to change without notice**

Order Information	Qty.	Order-Number	Model	Packaging

# SMD1812



- A: SMD1812P010TS/TF
- B: SMD1812P014TS/TF
- C: SMD1812P020TS/TF
- D: SMD1812P050TS/TF
- E: SMD1812P075TS/TF
- F: SMD1812P075TS/TF/24
- G: SMD1812P075TF/33
- H: SMD1812P110TS/TF
- I: SMD1812P110TS/TF/16
- J: SMD1812P110TF/33



- A: SMD1812P125TS/TF
- B: SMD1812P150TS/TF
- C: SMD1812P150TF/12
- D: SMD1812P150TF/24
- E: SMD1812P160TS/TF
- F: SMD1812P160TS/TF/8
- G: SMD1812P160TF/12
- H: SMD1812P200TS/TF
- I: SMD1812P260TS/TF

## Thermal Derating Chart

Model	Ambient Operation Temperature - $I_{hold}$ (A)								
	-40 °C	-20 °C	0 °C	23 °C	40 °C	50 °C	60 °C	70 °C	85 °C
SMD1812P010TS/TF	0.16	0.14	0.12	0.01	0.08	0.07	0.06	0.05	0.03
SMD1812P014TS/TF	0.23	0.19	0.17	0.14	0.12	0.10	0.09	0.08	0.06
SMD1812P020TS/TF	0.29	0.26	0.23	0.20	0.17	0.15	0.14	0.12	0.10
SMD1812P050TS/TF	0.77	0.68	0.59	0.50	0.44	0.40	0.37	0.33	0.29
SMD1812P075TS/TF	1.15	1.01	0.88	0.75	0.65	0.60	0.55	0.49	0.43
SMD1812P075TS/TF/24	1.06	0.95	0.84	0.75	0.60	0.55	0.50	0.45	0.37
SMD1812P110TS/TF	1.59	1.43	1.26	1.10	0.95	0.87	0.80	0.71	0.60
SMD1812P110TS/TF/15	1.58	1.43	1.27	1.10	0.95	0.85	0.77	0.71	0.58
SMD1812P110TS/TF/16	1.58	1.43	1.27	1.10	0.95	0.85	0.77	0.71	0.58
SMD1812P125TS/TF	2.00	1.75	1.52	1.25	1.00	0.95	0.90	0.75	0.53
SMD1812P150TS/TF	2.30	2.03	1.76	1.50	1.25	1.10	1.00	0.80	0.60
SMD1812P160TS/TF	2.27	2.05	1.83	1.60	1.35	1.25	1.15	1.00	0.85
SMD1812P200TS/TF	3.08	2.71	2.35	2.00	1.80	1.60	1.50	1.07	0.80
SMD1812P260TS/TF	4.00	3.52	3.06	2.60	2.34	2.08	1.95	1.39	1.04