

OZRA1007D



Application

High Current Applications

Product Features

Very High Hold Currents, Low DCR Resistance

Operating (Hold Current) Range

3 A ~ 14A

Maximum Voltage

16V

Temperature Range

-40°C to 85°C

Agency Approval

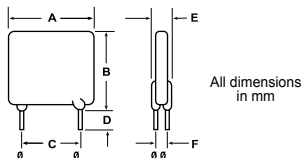
TUV (Std. EN60738-1-1, Cert. R50102187)

UL Component (Std. UL1434, File E305051)

UL Conditions of Acceptability:

1. These devices have been investigated for use in safety circuits and are suitable as a limiting device.

Product Dimensions



Part Number	Lead Size ∅	A	B	C	D	E	F
		Max	Max	Typical	Min	Max	Typical
OZRA0300FF	0.81	7.1	11.0	5.1	7.6	3.0	1.2
OZRA0400FF	0.81	8.9	12.8	5.1	7.6	3.0	1.2
OZRA0500FF	0.81	10.4	14.3	5.1	7.6	3.0	1.2
OZRA0600FF	0.81	10.7	17.1	5.1	7.6	3.0	1.2
OZRA0700FF	0.81	11.2	19.7	5.1	7.6	3.0	1.2
OZRA0800FF	0.81	12.7	20.9	5.1	7.6	3.0	1.2
OZRA0900FF	0.81	14.0	21.7	5.1	7.6	3.0	1.2
OZRA1000FF	0.81	16.5	24.1	5.1	7.6	3.0	1.2
OZRA1100FF	0.81	17.5	26.0	5.1	7.6	3.0	1.2
OZRA1200FF	1.00	17.5	28.0	10.2	7.6	3.6	1.4
OZRA1400FF	1.00	27.9	27.9	10.2	7.6	3.6	1.4

Standard Package

P/N	Bulk		Reel / Tape	
	Pcs / Box	P / N Code	Pcs / Reel	P / N Code
OZRA0300FF	2000	1C	2500	2D
OZRA0400FF-0600FF	3000	1E	2500	2D
OZRA0700FF-1400FF	1000	1A	n/a	n/a

Radial Leaded PTC

OZRA Series

RoHS6 Compliant

Electrical Characteristics (23°C)

	Part Number (Bulk)	Hold Current	Trip Current	Max Time to Trip @ 5xI _H	Max Current	Rated Voltage	Typical Power	Resistance Tolerance		
		I _H , A	I _T , A	Seconds	I _{max} , A	V _{max} , V _{dc}	P _d , W	R _{min} Ohms	R _{max} Ohms	R _{1max} Ohms
A	OZRA0300FF1C	3	5.1	2.0	100	16	2.3	0.034	0.0530	0.105
B	OZRA0400FF1E	4	6.8	3.5	100	16	2.4	0.020	0.0350	0.063
C	OZRA0500FF1E	5	8.5	3.6	100	16	2.6	0.014	0.0210	0.044
D	OZRA0600FF1E	6	10.2	5.8	100	16	2.8	0.009	0.0160	0.033
E	OZRA0700FF1A	7	11.9	8.0	100	16	3.0	0.006	0.0130	0.021
F	OZRA0800FF1A	8	13.6	9.0	100	16	3.0	0.005	0.0110	0.018
G	OZRA0900FF1A	9	15.3	12.0	100	16	3.3	0.004	0.0085	0.015
H	OZRA1000FF1A	10	17.0	12.5	100	16	3.3	0.003	0.0075	0.012
I	OZRA1100FF1A	11	18.7	13.5	100	16	3.7	0.003	0.0065	0.010
J	OZRA1200FF1A	12	20.4	16.0	100	16	4.2	0.002	0.0055	0.009
K	OZRA1400FF1A	14	23.8	20.0	100	16	4.6	0.002	0.0045	0.008

I_H Hold current-maximum current at which the device will not trip in still air at 23°C.

I_T Trip current-minimum current at which the device will always trip in still air at 23°C.

I_{max} Maximum fault current device can withstand without damage at rated voltage (V_{max}).

V_{max} Maximum voltage device can withstand without damage at its rated current.

P_d Typical power dissipated by device when in tripped state in 23°C still air environment.

R_{min} Minimum device resistance at 23°C.

R_{max} Maximum device resistance at 23°C.

R_{1max} Maximum device resistance at 23°C, 1 hour after initial device trip.

Physical specifications

Lead material

OZRA0300 ~ OZRA1100 - Tin plated copper, 20 AWG.

OZRA1200 ~ OZRA1400 - Tin plated copper, 18 AWG.

Soldering characteristics

MIL-STD-202, Method 208E.

Insulating coating

Flame retardant epoxy, meets UL-94-V-0 requirements.

PTC Marking

"bel" or "b", I_H code and "RA".

Specifications subject to change without notice

Radial Leaded PTC


OZRA Series

RoHS6 Compliant

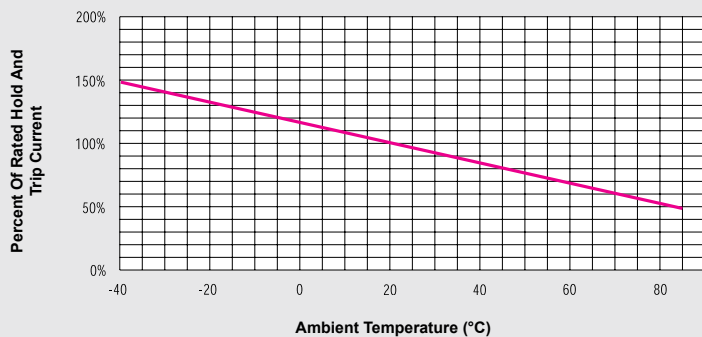
OZRA1007C

Typical Time - To - Trip at 23°C

(See Elec. Characteristics Table for P/N - Curve Correlation)



Thermal Derating Curve



Cautionary Notes

1. Operation beyond the specified maximum ratings or improper use may result in damage and possible electrical arcing and/or flame.
2. These Polymer PTC (PPTC) devices are intended for protection against occasional overcurrent/ overtemperature fault conditions and may not be suitable for use in applications where repeated and/ or prolonged fault conditions are anticipated.
3. Avoid contact of PTC device with chemical solvent. Prolonged contact may adversely impact the PTC performance.
4. These PTC devices may not be suitable for use in circuits with a large inductance, as the PTC trip can generate circuit voltage spikes above the PTC rated voltage.

Specifications subject to change without notice

Corporate Office Bel Fuse Inc.

206 Van Vorst Street, Jersey City, NJ 07302
Tel: 201-432-0463
Fax: 201-432-9542
E-Mail: belfuse@belfuse.com
Website: www.belfuse.com

Far East Office Bel Fuse Ltd.

8F/8 Luk Hop Street
San Po Kong
Kowloon, Hong Kong
Tel: 852-2328-5515
Fax: 852-2352-3706

European Office Bel Stewart GmbH

Industriestrasse 20
61381 Friedrichsdorf
Germany
Tel: 49.6172.9552.0
Fax: 49.6172.9552.40