

PT 2-PE/S-230AC/FM

Order No.: 2858357



<http://eshop.phoenixcontact.de/phoenix/treeViewClick.do?UID=2858357>


Pluggable type 3 arrester (device protection) for 1-phase power supply networks with separate N and PE (3-conductor system: L1, N, PE), with remote indication contact. Overall width: 17.5 mm.



Commercial data	
EAN	4017918878955
Pack	1 pcs.
Customs tariff	85363090
Weight/Piece	0.07976 KG
Catalog page information	Page 46 (TT-2009)

Product notes

WEEE/RoHS-compliant since:
05/12/2006



<http://www.download.phoenixcontact.com>
Please note that the data given here has been taken from the online catalog. For comprehensive information and data, please refer to the user documentation. The General Terms and Conditions of Use apply to Internet downloads.

Technical data	
Standards	
Housing material	PA
Inflammability class acc. to UL 94	V0
Color	black

Standards for air and creepage distances	DIN VDE 0110-1
	IEC 60664-1: 1992-10
	DIN VDE 0675-6
	IEC 61643-1
Surge voltage category	III
Pollution degree	2
Degree of protection	IP20
Design	DIN rail module, two-section, divisible
Mounting type	DIN rail 35 mm
Number of positions	2
Ambient temperature (operation)	-40 °C ... 85 °C
Arrester can be tested with CHECKMASTER from software version:	From SW rev. 1.00
Direction of action	1L-N & N-PE
Width	17.70 mm
Height	65.50 mm
Length	90.00 mm
Pitch unit	1 Div.

Protective circuit

IEC category	III
	T3
EN type	T3
Nominal voltage U_N	230 V AC
Arrester rated voltage U_c	253 V AC
Nominal frequency f_N	50 Hz
	60 Hz
Nominal current I_N	26 A ($\leq 30^\circ\text{C}$)
Operating effective current I_c at U_c	≤ 1.5 mA
Discharge current to PE at U_c	≤ 1.5 μA
Nominal discharge surge current I_n (8/20) μs	3 kA
Nominal discharge surge current I_n (8/20) μs (L-N)	3 kA
Nominal discharge surge current I_n (8/20) μs (L-PE)	3 kA
Max. discharge surge current I_{max} (8/20) μs	10 kA
100% lightning impulse sparkover voltage (1.2/50) μs	≤ 1.1 kV

Combined surge U_{oc}	6 kV
Energy absorption symmetrical	170 J
Energy absorption, asymmetrical	85 J
Protection level U_p (L-N)	≤ 1.1 kV
Protection level U_p (L-PE)	≤ 1.5 kV
	≤ 600 V (asymmetrical (PE) static)
Protection level U_p (N-PE)	≤ 1.5 kV
	≤ 600 V (asymmetrical (PE) static)
Residual voltage at I_n , (L-N)	≤ 1.1 kV
Residual voltage at I_n , (L-PE)	≤ 600 V
Response time t_A (L-N)	≤ 25 ns
Response time t_A (L-PE)	≤ 100 ns
Max. required back-up fuse	25 A (gL/C)
Message surge protection faulty	Optical, remote indicator contact

Connection, protective circuit

Standards/regulations	IEC 61643-1
	DIN EN 61643-11/A11
	E DIN VDE 0675-6/A1
	E DIN VDE 0675-6/A2
	UL 1449
	NF C61-740

Remote indicator contact

Connection name	Remote fault indicator contact
Schaltfunktion	N/C contact
Type of connection	Screw connection
Screw thread	M3
Tightening torque, min	0.8 Nm
Stripping length	8 mm
Conductor cross section stranded min.	0.2 mm ²
Conductor cross section stranded max.	2.5 mm ²
Conductor cross section solid min.	0.2 mm ²
Conductor cross section solid max.	4 mm ²
Conductor cross section AWG/kcmil min.	24
Conductor cross section AWG/kcmil max	12

Maximum operating voltage U_{max} AC	250 V
Maximum operating voltage U_{max} DC	50 V
Max. operating current I_{max}	3 A AC/DC

Certificates / Approvals



Certification CB, CCA, CSA, CUL, GOST, KEMA, OEVE, UL

CUL

Nominal voltage U_N	230 V
Nominal current I_N	20 A

UL

Nominal voltage U_N	230 V
Nominal current I_N	20 A

Accessories

Item	Designation	Description
------	-------------	-------------

Marking

1050004	ZB 5 :UNBEDRUCKT	Zack strip, unprinted, 10-section, for individual labeling with M-PEN, ZB-T or CMS system, pack is sufficient for 100 terminal blocks, for a terminal width of 5.2 mm, color: White
2715212	ZB 5,8,LGS:FORTL.ZAHLEN	Zack marker strip, 10-section, printed horizontally: with consecutive numbers, 1-10, 11-20 etc. up to 991-1000, color: white
1050305	ZB 5,8:SO/CMS	Zack strip, 10-section, divisible, special printing, marking according to customer requirements
2715209	ZB 5,8:UNBEDRUCKT	Zack strip, unprinted, strips with 10 labels for individual labeling with M-PEN or CMS system, for terminal block width: 5.8 mm, color: White
1050017	ZB 5,LGS:FORTL.ZAHLEN	Zack strip, 10-section, printed horizontally: with the numbers, 1-10, 11-20 etc. up to 991-1000, color: white
1050415	ZB 5,LGS:L1-N,PE	Zack strip, printed horizontally, strips with 10 labels, L1, L2, L3, N, PE, L1, L2, L3, N, PE, color: white
1050295	ZB 5:SO/CMS	Zack strip, 10-section, divisible, special printing, marking according to customer requirements

Additional products

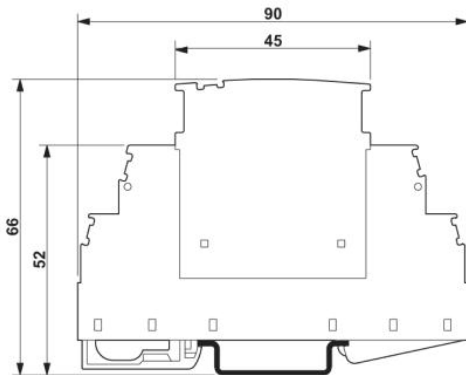
Item	Designation	Description
------	-------------	-------------

Assembly

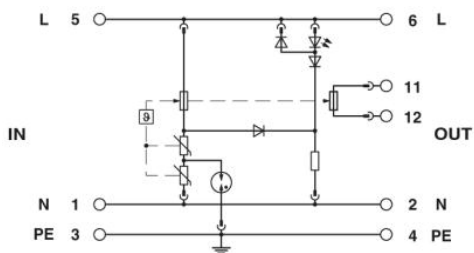
2839295	SSA 3-6	shield fast connections for conductor diameter 3 - 6 mm. Potential connection cable: 200 mm, black
2839512	SSA 5-10	Shield fast connection for conductor diameters 5 - 10 mm. Potential connection cable: 200 mm, black

Diagrams/Drawings

Dimensioned drawing



Circuit diagram



Address

PHOENIX CONTACT Inc., USA
586 Fulling Mill Road
Middletown, PA 17057, USA
Phone (800) 888-7388
Fax (717) 944-1625
<http://www.phoenixcon.com>



© 2010 Phoenix Contact
Technical modifications reserved;