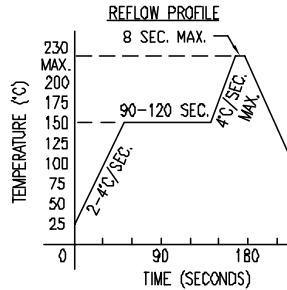
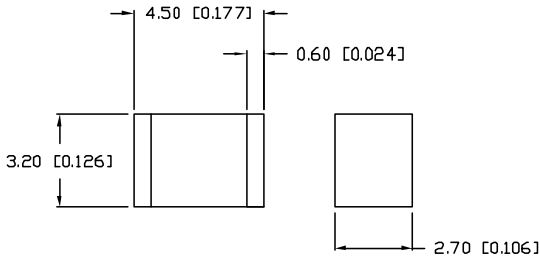


UNCONTROLLED DOCUMENT

PART NUMBER
GT-SMD181220012-TR

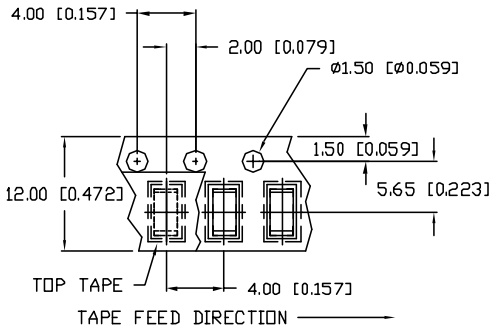
REV.
A

REV.	E.C.N. NUMBER AND REVISION COMMENTS	DATE
A	E.C.N. #11148.	12.19.06

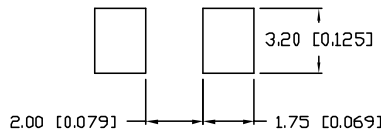


ELECTRICAL SPECIFICATIONS		
PARAMETER	VALUE	TEST CONDITION
D.C. FIRING VOLTAGE:	200V±20% D.C.	(dv/dt 100V/S)
IMPULSE CURRENT:	1KA MAX.	(8/20µS)
A.C. DISCHARGE CURRENT:	1A	(50Hz, 9 CYCLES)
INSULATION RESISTANCE:	10 ⁴ MΩ MIN.	50 VDC
INTER-ELECTRODE CAPACITANCE:	1.0 PF MAX.	1.0kHz

ENVIRONMENTAL SPECIFICATIONS PER MIL-STD 202			
TEST	METHODE	CONDITION	RATING
VIBRATION TESTING:	204B	C	10-55HZ.,06DA
SHOCK	213A	C	100G
HUMIDITY:	103B	B	95%RH.HUMIDITY
TEMPERATURE CYCLING:	102A	C	- 65 TO + 125 °C
BAROMETRIC PRESSURE:	105C	B	50,000FT.
THERMAL SHOCK:	107	B	- 65 TO + 125 °C
SOLDERABILITY:	2DB	B	



RECOMMENDED SOLDER PAD LAYOUT



NOTES:

1. 500 PIECES PER REEL.



*UNLESS OTHERWISE SPECIFIED TOLERANCES PER DECIMAL PRECISION ARE: X=±1 (±0.030), X.X=±0.5 (±0.020), X.XX=±0.25 (±0.010), X.XXX=±0.127 (±0.005). LEAD SIZE=±0.05 (0.002), LEAD LENGTH=±0.75 (±0.030). MIN=+DECIMAL PRECISION MAX=-DECIMAL PRECISION

UNCONTROLLED DOCUMENT

REV.	PART NUMBER
A	GT-SMD181220012-TR

CONFIDENTIAL INFORMATION
THE INFORMATION CONTAINED IN THIS DOCUMENT IS THE PROPERTY OF LUMEX INC. EXCEPT AS SPECIFICALLY AUTHORIZED IN WRITING BY LUMEX INC., THE HOLDER OF THIS DOCUMENT SHALL KEEP ALL INFORMATION CONTAINED HEREIN CONFIDENTIAL AND SHALL PROTECT SAME IN WHOLE OR IN PART FROM DISCLOSURE AND DISSEMINATION TO ALL THIRD PARTIES.



290 E. HELEN ROAD
PALATINE, IL 60067-6976
PHONE: +1.847.359.2790
US WEB: www.lumex.com
TW WEB: www.lumex.com.tw

3.2 x 4.5mm SURFACE MOUNT SURGE, ARRESTOR, 200V.

RELIABILITY NOTE
OUR MANY YEARS OF EXPERIENCE DATA ACCUMULATION INDICATE THAT SOLDER HEAT IS A MAJOR CAUSE OF EARLY AND FUTURE FAILURE. PLEASE PAY ATTENTION TO YOUR SOLDERING PROCESS.

DRAWN BY:	CHECKED BY:	APPROVED BY:	DATE:
JC			12.19.06
			PAGE: 1 OF 1
			SCALE: N/A