

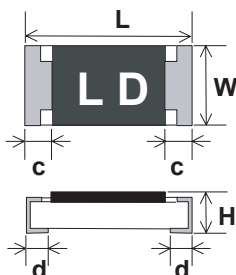
**No. FCD06 / 0603**

**UL 248-14, 32V/24V, F**

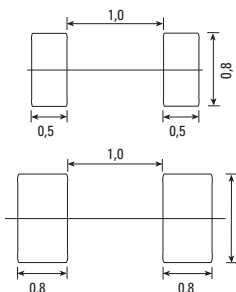
**Specifications**



**Dimensions**



**Pad Layout (mm)**



Reflow

Wave

**Time-Current Characteristic**

Quick Acting (F)

**Applicable Standard**

IEC 60127-4  
UL 248-14

**Approvals**

cULus Recognized

**Features**

Excellent for overcurrent protection of miniature portable equipment  
very low internal resistance  
Flame resistant ceramic substrate  
Internationally approved

**WebLinks**

Further infos see:

[www.wickmann.com](http://www.wickmann.com)

Further application infos see

**Fuseology:**

[www.wickmann.com/download/fuseology.pdf](http://www.wickmann.com/download/fuseology.pdf)

**Packaging**

TP: Paper Tape (5000 pcs.)  
Reel diameter 18 cm  
Tape width 8 mm

**Material**

Housing Ceramic / Glass  
Terminals Sn plated

**Operating Temperature**

-55 to +125°C

**Solderability**

235°C, 2 sec.  
At least 95% of the terminal surface must be covered by new solder

**Soldering Heat Resistance**

260°C, 10 sec. / 280°C, 5 sec.  
No visible damage. Meet electrical requirement

**Marking**

Code for rated current

**Unit Weight**

2 mg

**Dimensions (mm)**

size	L	W	H	c	d	
FCD06	0603	1.6±0.1	0.8 <sup>+0.15</sup> <sub>-0.05</sub>	0.45±0.10	0.3±0.15	0.3±0.1

**Limits for Pre-arcing Time**

Rated Current	2.5 x I <sub>N</sub>
250mA ... 5.0A	< 5s



Permissible continuous operating current is ≤ 80% of rated current at ambient temperature of 23°C (73.4°F).

Rated Current	Amp Code	Voltage Rating	Breaking Capacity	Voltage Drop 1.0 x I <sub>N</sub> typ. (mV)	Cold Resistance 0.1 x I <sub>N</sub> max. (mΩ)	Melting Integral 10 x I <sub>N</sub> typ. (A <sup>2</sup> s)	Marking	Approvals cULus
250mA	0250	32V		209	1000	2.88x10 <sup>-4</sup>	CD	•
315mA	0315	32V		207	750	4.00x10 <sup>-4</sup>	DD	•
400mA	0400	32V		126	330	4.32x10 <sup>-4</sup>	ED	•
500mA	0500	32V		124	280	5.50x10 <sup>-4</sup>	FD	•
630mA	0630	32V		126	200	1.23x10 <sup>-3</sup>	ID	•
800mA	0800	32V		97	130	1.41x10 <sup>-3</sup>	KD	•
1.00A	1100	32V		107	110	2.00x10 <sup>-3</sup>	LD	•
1.25A	1125	32V	35A / 32VDC	98	85	6.40x10 <sup>-3</sup>	MD	•
1.60A	1160	32V		107	70	1.56x10 <sup>-2</sup>	ND	•
2.00A	1200	32V		105	55	4.16x10 <sup>-2</sup>	SD	•
2.50A	1250	32V		109	45	8.00x10 <sup>-2</sup>	TD	•
3.15A	1315	24V		88	26	1.70x10 <sup>-1</sup>	UD	•
4.00A	1400	24V	35A / 24VDC	90	19	4.10x10 <sup>-1</sup>	XD	•
5.00A	1500	24V		70	14	5.80x10 <sup>-1</sup>	YD	p

**Order Information**

Qty.	Order-Number	Type	Amp Code	Packaging
		FCD06		

Specifications are subject to change without notice

**WebSite**  
www.wickmann.com

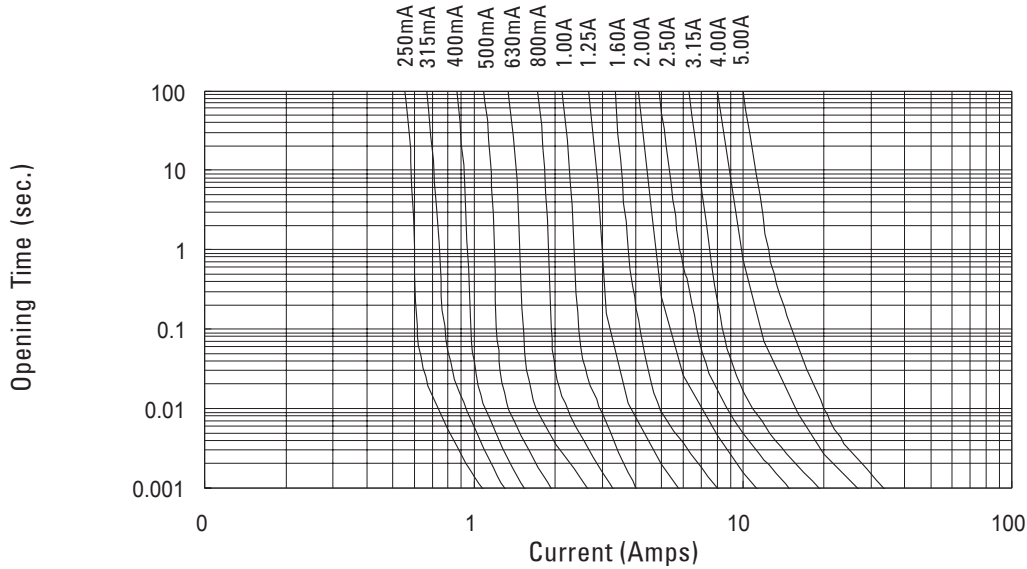
**Europe** Tel: +49 2302 662-107  
E-mail: sales@wickmann.com

**Americas** Tel: +1 404 699-7820  
E-mail: service@wickmannusa.com

**Asia** Tel: +852 26 14-1108  
E-mail: sales@wickmann.com.hk

**China** Tel: +86 21 6432 5146  
E-mail: sales@wickmann.cn

## 0603 / No. FCD06 Time-Current-Characteristics



## Thermal Derating

