


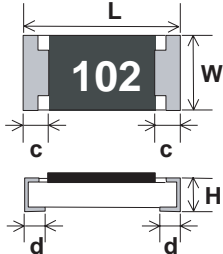
No. FCD12 / 1206

UL 248-14, 32V/50V, F

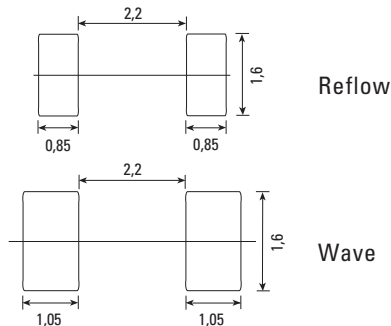
Specifications



Dimensions



Pad Layout (mm)



Time-Current Characteristic

Quick Acting (F)

Applicable Standards

IEC 60127-4
UL 248-14

Approval

cULus Recognized

Features

Excellent for overcurrent protection of miniature portable equipment
very low internal resistance
Flame resistant ceramic substrate
Internationally approved

WebLinks

Further info see:

www.wickmanngroup.com

Further application info see Fuseology:

www.wickmanngroup.com/download/fuseology.pdf

Packaging

TP: Paper Tape (5000 pcs.)
Reel diameter 18 cm
Tape width 8 mm

Material

Housing: Ceramic/Glass
Terminals: Sn plated

Operating Temperature

-55 to +125°C

Solderability

235°C, 2 sec.

At least 95% of the terminal surface must be covered by new solder

Soldering Heat Resistance

260°C, 10 sec. / 280°C, 5 sec.

No visible damage. Meet electrical requirement

Marking

Code for rated current

Unit Weight

10 mg / 11 mg



Limits for Pre-arcing Time	
Rated Current	2.5 x I _N
200mA ... 5.0A	< 5s

Dimensions (mm)						
	size	L	W	H	c	d
FCD12 200mA - 2.5A	1206	3.2±0.2	1.6±0.15	0.6±0.10	0.5±0.25	0.5±0.25
FCD12 3.15A - 5A				0.65±0.10		

Permissible continuous operating current is ≤ 80% of rated current at ambient temperature of 23°C (73.4°F).								
Rated Current	Amp Code	Voltage Rating	Breaking Capacity	Voltage Drop 1.0 x I _N typ. (mV)	Cold Resistance 0.1 x I _N max. (mΩ)	Melting Integral 10 x I _N typ. (A²s)	Marking	Approvals cULus
200mA	0200	50V		380	1800	1.40x10 ⁻⁴	201	p
250mA	0250	50V		270	1000	2.30x10 ⁻⁴	251	p
315mA	0315	50V		240	750	4.00x10 ⁻⁴	321	p
400mA	0400	50V		150	350	5.40x10 ⁻⁴	401	p
500mA	0500	50V		113	295	9.30x10 ⁻⁴	501	•
630mA	0630	50V		125	200	1.80x10 ⁻³	631	•
800mA	0800	50V		113	140	3.30x10 ⁻³	801	•
1.00A	1100	50V		102	110	5.60x10 ⁻³	102	•
1.25A	1125	50V		106	85	1.00x10 ⁻²	132	•
1.60A	1160	50V	50A / 50VDC	108	75	2.70x10 ⁻²	162	•
2.00A	1200	50V		98	65	4.70x10 ⁻²	202	•
2.50A	1250	50V		103	45	7.80x10 ⁻²	252	•
3.15A	1315	32V		78	26	2.80x10 ⁻¹	UD	•
4.00A	1400	32V	50A / 32VDC	76	19	5.00x10 ⁻¹	XD	•
5.00A	1500	32V		73	14	9.70x10 ⁻¹	YD	•

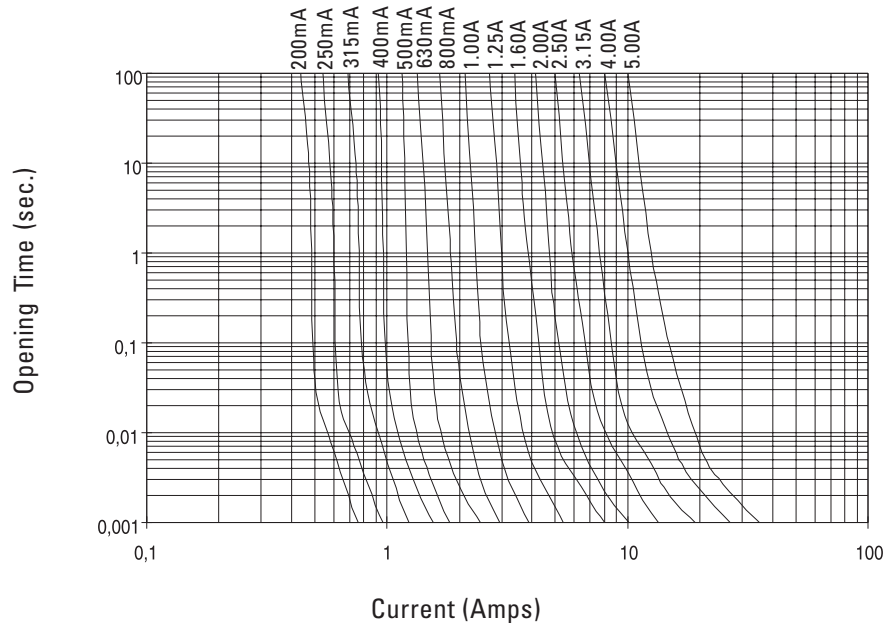
p=pending

Order Information

Qty.	Order-Number	Type	Amp Code	Packaging
		FCD12		

Specifications are subject to change without notice

1206 / No. FCD12 Time-Current Characteristics



Thermal Derating

