

## 5 x 20 mm Time Lag Fuse (Slo-Blo® Fuse) 218/213 Series



- Designed to International (IEC) Standards for use globally.
- Meets the IEC 60127-2, Sheet 3 specification for Time Lag Fuses.
- Available in Cartridge and Axial Lead Form.
- Available in ratings of 0.032 to 10 amperes.

### ELECTRICAL CHARACTERISTICS:

% of Ampere Rating	Ampere Rating	Opening Time
150%	.032–.100	60 minutes, <b>Minimum</b>
	.125–6.3	60 minutes, <b>Minimum</b>
210%	.032–.100	2 minutes, <b>Maximum</b>
	.125–6.3	2 minutes, <b>Maximum</b>
275%	.032–.100	0.2 sec., <b>Min.</b> ; 10 sec. <b>Max.</b>
	.125–6.3	0.6 sec., <b>Min.</b> ; 10 sec. <b>Max.</b>
400%	.032–.100	.04 sec., <b>Min.</b> ; 3 sec. <b>Max.</b>
	.125–6.3	.15 sec., <b>Min.</b> ; 3 sec. <b>Max.</b>
1000%	.032–.100	.01 sec., <b>Min.</b> ; 0.3 sec. <b>Max.</b>
	.125–6.3	0.02 sec., <b>Min.</b> ; 0.3 sec. <b>Max.</b>

**AGENCY APPROVALS:** Sheet III IEC 60127-2:\* SEMKO, VDE approved thru 6.3 amps. BSI approved 0.08-6.3 amps. Recognized under the Components Program of Underwriters Laboratories and recognized by CSA. 0213 series METI approved 1-5A.

**VOLTAGE RATING:** 250 VAC

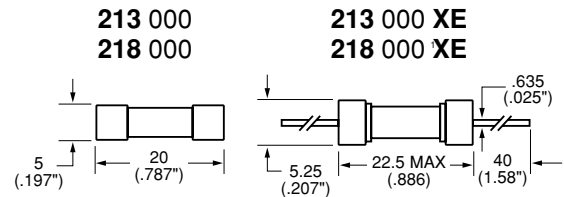

**INTERRUPTING RATINGS:** 35 amperes or 10 x rated current; whichever is greater.

### ORDERING INFORMATION:

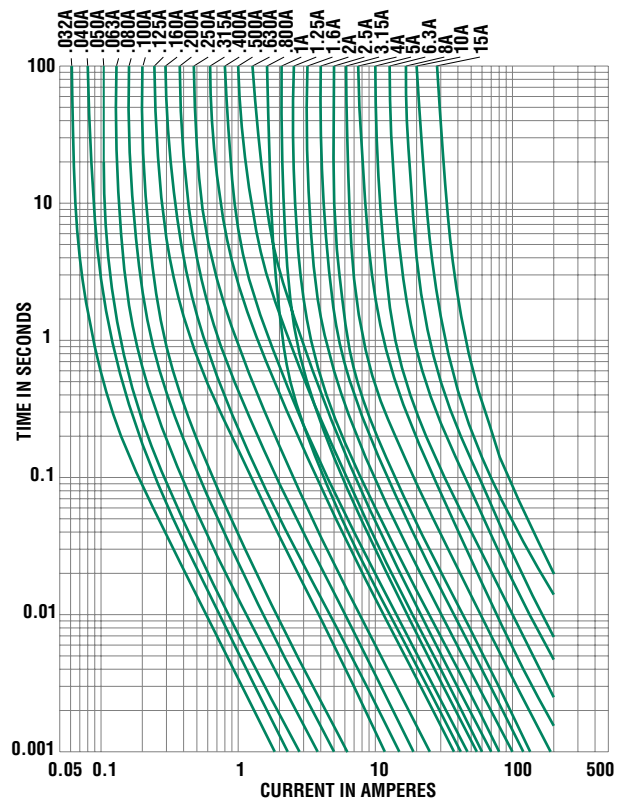
For axial leaded add suffix XE

Ampere Rating	218		213 Surge Withstand		
	Cartridge Catalog Number	Nominal Resistance Cold Ohms	Cartridge Catalog Number	Nominal Resistance Cold Ohms	Nominal Melting I <sup>2</sup> t A <sup>2</sup> Sec.
.032	218.032	58.45	—	—	—
.040	218.040	35.70	—	—	—
.050	218.050	23.30	—	—	—
.063	218.063	18.1	—	—	—
.080	218.080	12.6	—	—	—
.100	218.100	8.95	—	—	—
.125	218.125	4.41	—	—	—
.160	218.160	2.44	—	—	—
.200	218.200	1.60	0213.200	1.60	0.350
.250	218.250	1.05	0213.250	1.05	0.555
.315	218.315	0.848	0213.315	0.848	1.14
.400	218.400	0.535	0213.400	0.535	1.35
.500	218.500	0.370	0213.500	0.370	2.90
.630	218.630	0.275	0213.630	0.275	4.80
.800	218.800	0.073	0213.800	0.165	9.42
1	218 001	0.055	0213 001.	0.117	19.20
1.25	218 1.25	0.042	0213 1.25	0.081	27.15
1.6	218 01.6	0.032	0213 01.6	0.055	44.2
2	218 002	0.029	0213 002.	0.044	92.7
2.5	218 02.5	0.022	0213 02.5	0.030	138.0
3.15	218 3.15	0.017	0213 3.15	0.022	226.5
4	218 004	0.013	0213 004.	0.017	202
5	218 005	0.010	0213 005.	0.011	314
6.3	218 06.3	0.0075	0213 06.3	0.008	600
8	218 008	0.0059	—	—	—
10	218 010	0.0045	—	—	—
15	218 015	0.0030	—	—	—

\* IEC Standards for 5 x 20 fuses do not include ratings above 6.3A, but are under consideration.



Average Time Current Curves for 218/228



Please contact Littelfuse for Average Time Current Curve for 213 surge withstand.

AXIAL LEAD AND CARTRIDGE FUSES