

Surface Mount Fuse, 10.1 x 3 mm, Time-Lag T, 250 VAC, 125 VDC



IEC 60127-4 · 250VAC · 125VDC · Time-Lag T



Description

- High current range from 80 mA to 10 A
- High breaking capacity of 200 A @ 250 VAC (IEC)
- UL approval for 277 VAC and 250 VDC

Standards

- IEC 60127-4/2
- UL 248-14
- CSA C22.2 no. 248.14

Approvals

- VDE Certificate Number: 40013121
- UL File Number: E41599

Applications

- Primary Protection on SMD PCB
- Industrial electronic
- Medical equipments

References

Packaging Details
 Fuse Kit [Fuse Kit UMx 250](#)

Weblinks

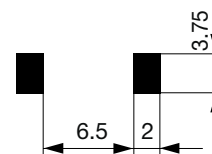
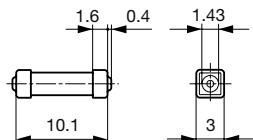
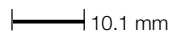
[General Product Information](#), [Approvals](#), [RoHS](#), [CHINA-RoHS](#), [e-Store](#), [SCHURTER-Stock-Check](#), [Distributor-Stock-Check](#)

Technical Data

Rated Voltage	250VAC, 125VDC
Rated Current	0.08 - 10A
Breaking Capacity	35A - 200A
Characteristic	Time-Lag T
Mounting	PCB,SMT
Admissible Ambient Air Temp.	-55°C to 125°C
Climatic Category	55/125/21 acc. to IEC 60068-1
Material: Housing	Ceramic
Material: Terminals	Tin-Plated Copper Alloy
Unit Weight	0.23 g
Storage Conditions	0°C to 60°C, max. 70% r.h.
Product Marking	⊠ ⊍, Current, Voltage, Characteristic, Breaking Capacity

Soldering Methods	Reflow, Wave
Solderability	245 °C / 3sec acc. to IEC 60068-2-58, Test Td
Resistance to Soldering Heat	260 °C / 40 sec acc. to IPC/JEDEC J-STD-020D, 1 cycle
Life Test	MIL-STD-202, Method 108A (1000h @ 0.42*In @ 70°C)
Moisture Resistance Test	MIL-STD-202, Method 106E (50 cycles in a temp./mister chamber)
Terminal Strength	MIL-STD-202, Method 211A (Deflection of board 1 mm for 1 minute)
Mechanical Shock	MIL-STD-202, Method 213B (Shock 50gn, half sine wave, 11 ms)
Resistance to Solvents	MIL-STD-202, Method 215A
Flammability	min. UL 94V-1 (acc. to EIA/IS-722, Test 4.12)

Dimensions









Soldering pads

Pre-Arcing Time

Rated Current In	1.0 x In min.	1.25 x In min.	2.0 x In max.	10.0 x In min.	10.0 x In max.
0.08 A - 6.3 A	-	60 min	120 s	10 ms	100 ms
8 A - 10 A	60 min	-	120 s	10 ms	100 ms

Variants

Rated Current [A]	Rated Voltage [VAC]	Rated Voltage [VDC]	Breaking Capacity	Voltage Drop 1.0 In max. [mV]	Voltage Drop 1.0 In typ. [mV]	Power Dissipation 1.25 In max [mW]	Melting P _t 10.0 In typ. [A ² s]							Order Number
0.08	250	125	1)	-	1030	-	0.022	●	●					3403.0155.xx
0.1	250	125	1)	1300	870	200	0.04	●	●					3403.0156.xx
0.125	250	125	1)	1000	700	200	0.055	●	●					3403.0157.xx
0.16	250	125	1)	1000	540	240	0.057	●	●					3403.0158.xx
0.2	250	125	1)	1000	460	500	0.092	●	●					3403.0159.xx
0.25	250	125	1)	800	395	500	0.2	●	●					3403.0160.xx
0.315	250	125	1)	750	343	500	0.27	●	●	●		●	●	3403.0161.xx
0.4	250	125	1)	700	290	500	0.4	●	●	●		●	●	3403.0162.xx
0.5	250	125	1)	600	257	500	0.54	●	●	●		●	●	3403.0163.xx
0.63	250	125	1)	500	216	500	1.1	●	●	●		●	●	3403.0164.xx
0.8	250	125	1)	400	190	500	1.4	●	●	●		●	●	3403.0165.xx
1	250	125	2)	300	164	500	2.8	●	●	●	●	●	●	3403.0166.xx
1.25	250	125	2)	300	138	1000	4.5	●	●	●	●	●	●	3403.0167.xx
1.6	250	125	2)	300	124	1000	6.9	●	●	●	●	●	●	3403.0168.xx
2	250	125	2)	300	102	1000	7.3	●	●	●	●	●	●	3403.0169.xx
2.5	250	125	2)	300	90	1200	7.5	●	●	●	●	●	●	3403.0170.xx
3.15	250	125	2)	300	95	1500	14	●	●	●	●	●	●	3403.0171.xx
4	250	125	2)	300	78	2000	26	●	●	●	●	●	●	3403.0172.xx
5	250	125	3)	300	76	2500	38	●	●					3403.0173.xx
6.3	250	125	3)	300	71	3000	66	●	●					3403.0174.xx
8	250	125	4)	220	72	3000	113		●					3403.0175.xx
10	250	125	4)	220	73	3500	166		●					3403.0176.xx

1) IEC: 200 A @ 250 VAC, p.f. ≥ 0.95 / 100 A @ 125 VDC

1) UL: 200 A @ 277 VAC / 100 A @ 125 VDC / 35 A @ 250 VDC / 200 A @ 63 VAC/DC

2) IEC: 200 A @ 250 VAC, p.f. ≥ 0.95 / 100 A @ 125 VDC

2) UL: 200 A @ 277 VAC / 100 A @ 125 VDC / 35 A @ 250 VDC / 200 A @ 63 VAC/DC

2) PSE: 100 A @ 250 VAC / 100 A @ 125 VDC

3) IEC: 100 A @ 250 VAC, p.f. ≥ 0.95 / 100 A @ 125 VDC

3) UL: 100 A @ 250 VAC / 100 A @ 125 VDC / 35 A @ 250 VDC / 200 A @ 63 VAC/DC

4) UL: 35 A @ 250 VAC / 35 A @ 125 VDC / 200 A @ 63 VAC/DC

The 80 mA variant may not be to replace the 80 mA used with gold caps UMT (Au).

Packaging Unit

.xx = .11 Plastic Bag (100 pcs.)

.xx = .24 Blister Tape 33 cm Reel (2000 pcs.)

Time-Current-Curves

