

Surface Mount Fuse, 7 x 2 mm, Time-Lag T, 125 VAC, 125 VDC



IEC 60127-4 · 125VAC · 125VDC · Time-Lag T



Description

- Low Breaking Capacity
- Directly solderable on printed circuit boards

Standards

- IEC 60127-4/2
- UL 248-14
- CSA C22.2 no. 248.14

Approvals

- UL File Number: E42088

Applications

- Telecom
- Industrial electronic
- Household appliances

References

Packaging Details
 Square Footprint Type [MKT](#)
 Corresponding Fuseholder [231786](#); [231787](#)

Weblinks

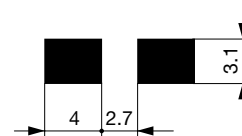
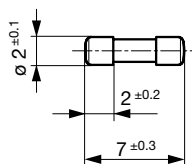
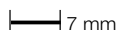
[General Product Information](#), [Approvals](#), [RoHS](#), [CHINA-RoHS](#), [e-Store](#), [SCHURTER-Stock-Check](#), [Distributor-Stock-Check](#)

Technical Data

Rated Voltage	63 - 125VAC, 65 - 125VDC
Rated Current	0.75 - 15A
Breaking Capacity	50A - 150A
Characteristic	Time-Lag T
Mounting	PCB,SMT
Admissible Ambient Air Temp.	-55°C to 85°C
Climatic Category	55/085/56 acc. to IEC 60068-1
Material: Tube	Ceramic
Material: Endcaps	Tin-Plated Copper Alloy
Unit Weight	0.07 g
Storage Conditions	0°C to 60°C, max. 70% r.h.
Product Marking	Current

Soldering Methods	Reflow, Wave
Solderability	235°C / 2 sec acc. to IEC 60068-2-58, Test Td, Fig. 2B (Reflow) // 245°C / 3 sec (Wave)
Resistance to Soldering Heat	260°C / 10 sec acc. to IEC 60068-2-58, Test Td

Dimensions




Soldering pads

Pre-Arcing Time

Rated Current In	1.1 x In min.	1.25 x In min.	2.0 x In max.	10.0 x In min.	10.0 x In max.
0.75 A - 1.5 A	-	60 min	120 s	5 ms	100 ms
2 A - 8 A	-	60 min	120 s	10 ms	100 ms
10 A - 15 A	60 min	-	120 s	10 ms	100 ms

Variants

Rated Current [A]	Rated Voltage [VAC]	Rated Voltage [VDC]	Breaking Capacity	Voltage Drop 1.0 I _n typ. [mV]	Power Dissipation 1.1 I _n typ. [mW]	Power Dissipation 1.25 I _n typ. [mW]	Melting I ² t 10.0 I _n Intyp. [A ² s]		Order Number
0.75	125	125	1)	106	-	145	0.4	●	7010.9960.xx
1	125	125	1)	97	-	179	0.79	●	7010.9961.xx
1.5	125	125	1)	91	-	240	2.1	●	7010.9962.xx
2	125	125	1)	88	-	315	4.1	●	7010.9963.xx
2.5	125	125	1)	84	-	375	6.9	●	7010.9964.xx
3.15	125	125	1)	80	-	450	12	●	7010.9965.xx
3.5	125	125	1)	79	-	490	15	●	7010.9966.xx
4	125	125	1)	76	-	545	21	●	7010.9967.xx
5	125	125	1)	87	-	620	29	●	7010.9968.xx
6.3	125	125	2)	85	-	850	51	●	7010.9969.xx
8	65	65	3)	83	-	1200	83	●	7010.9970.xx
10	65	65	3)	81	1100	-	140	●	7010.9971.xx
12	65	65	3)	80	1150	-	215	●	7010.9972.xx
15	65	65	3)	78	1750	-	360	●	7010.9973.xx

1) 50 A @ 125 VAC/DC

2) 63 A @ 125 VAC/DC

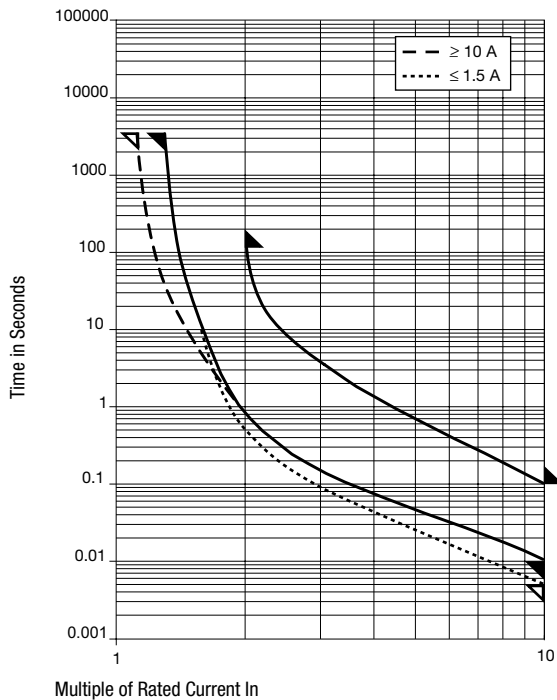
3) 150 A @ 65 VAC/DC

Packaging Unit

.xx = .63 Plastic Bag (100 pcs.)

.xx = .57 Blister Tape 18 cm Reel (1500 pcs.)

Time-Current-Curves



Surface Mount Fuse, 7 x 2 mm, Time-Lag T, 125 VAC, 125 VDC



IEC 60127-4 · 125VAC · 125VDC · Time-Lag T



Description

- Low Breaking Capacity
- Directly solderable on printed circuit boards

Standards

- IEC 60127-4/2
- UL 248-14
- CSA C22.2 no. 248.14

Approvals

- UL File Number: E42088

Applications

- Telecom
- Industrial electronic
- Household appliances

References

Packaging Details
 Square Footprint Type [MKT](#)
 Corresponding Fuseholder [231786](#); [231787](#)

Weblinks

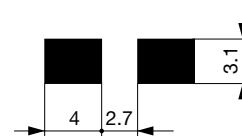
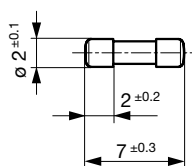
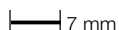
[General Product Information](#), [Approvals](#), [RoHS](#), [CHINA-RoHS](#), [e-Store](#), [SCHURTER-Stock-Check](#), [Distributor-Stock-Check](#)

Technical Data

Rated Voltage	63 - 125VAC, 65 - 125VDC
Rated Current	0.75 - 15A
Breaking Capacity	50A - 150A
Characteristic	Time-Lag T
Mounting	PCB,SMT
Admissible Ambient Air Temp.	-55 °C to 85 °C
Climatic Category	55/085/56 acc. to IEC 60068-1
Material: Tube	Ceramic
Material: Endcaps	Tin-Plated Copper Alloy
Unit Weight	0.07 g
Storage Conditions	0 °C to 60 °C, max. 70% r.h.
Product Marking	Current

Soldering Methods	Reflow, Wave
Solderability	235 °C / 2 sec acc. to IEC 60068-2-58, Test Td, Fig. 2B (Reflow) // 245 °C / 3 sec (Wave)
Resistance to Soldering Heat	260 °C / 10 sec acc. to IEC 60068-2-58, Test Td

Dimensions




Soldering pads

Pre-Arcing Time

Rated Current In	1.1 x In min.	1.25 x In min.	2.0 x In max.	10.0 x In min.	10.0 x In max.
0.75 A - 1.5 A	-	60 min	120 s	5 ms	100 ms
2 A - 8 A	-	60 min	120 s	10 ms	100 ms
10 A - 15 A	60 min	-	120 s	10 ms	100 ms

Variants

Rated Current [A]	Rated Voltage [VAC]	Rated Voltage [VDC]	Breaking Capacity	Voltage Drop 1.0 I _n typ. [mV]	Power Dissipation 1.1 I _n typ. [mW]	Power Dissipation 1.25 I _n typ. [mW]	Melting I ² t 10.0 I _n Intyp. [A ² s]		Order Number
0.75	125	125	1)	106	-	145	0.4	●	7010.9960.xx
1	125	125	1)	97	-	179	0.79	●	7010.9961.xx
1.5	125	125	1)	91	-	240	2.1	●	7010.9962.xx
2	125	125	1)	88	-	315	4.1	●	7010.9963.xx
2.5	125	125	1)	84	-	375	6.9	●	7010.9964.xx
3.15	125	125	1)	80	-	450	12	●	7010.9965.xx
3.5	125	125	1)	79	-	490	15	●	7010.9966.xx
4	125	125	1)	76	-	545	21	●	7010.9967.xx
5	125	125	1)	87	-	620	29	●	7010.9968.xx
6.3	125	125	2)	85	-	850	51	●	7010.9969.xx
8	65	65	3)	83	-	1200	83	●	7010.9970.xx
10	65	65	3)	81	1100	-	140	●	7010.9971.xx
12	65	65	3)	80	1150	-	215	●	7010.9972.xx
15	65	65	3)	78	1750	-	360	●	7010.9973.xx

1) 50 A @ 125 VAC/DC

2) 63 A @ 125 VAC/DC

3) 150 A @ 65 VAC/DC

Packaging Unit

.xx = .63 Plastic Bag (100 pcs.)

.xx = .57 Blister Tape 18 cm Reel (1500 pcs.)

Time-Current-Curves

