

Miniature Fuse, 5 x 20 mm, Quick-Acting F, H, 250 VAC



IEC 60127-2 · 250VAC · Quick-Acting F



Description

- IEC Standard Fuse
- H = High Breaking Capacity (Ceramic Tube)

Standards

- IEC 60127-2/1
- UL 248-14
- CSA C22.2 no. 248.14

Approvals

- VDE Certificate Number: 40009397
- UL File Number: E41599

Applications

- Primary Protection in Equipment

References

- Pigtail Type [SP 5x20 Pigtail](#)
- Fuse Kit [Fuse Kit 5x20](#)

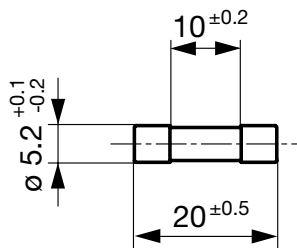
Weblinks

[General Product Information](#), [Approvals](#), [RoHS](#), [CHINA-RoHS](#), [e-Store](#), [SCHURTER-Stock-Check](#), [Distributor-Stock-Check](#)

Technical Data

Rated Voltage	250VAC
Rated Current	0.5 - 16A
Breaking Capacity	500A - 1500A
Characteristic	Quick-Acting F
Admissible Ambient Air Temp.	-55 °C to 125 °C
Climatic Category	55/125/21 acc. to IEC 60068-1
Material: Tube	Ceramic
Material: Endcaps	Nickel-Plated Copper Alloy
Unit Weight	1.18 g
Storage Conditions	0 °C to 60 °C, max. 70% r.h.
Product Marking	□, Current, Voltage, Characteristic, Breaking Capacity, Approvals





Dimensions



Pre-Arcing Time

Rated Current In	1.5 x In min.	2.1 x In max.	2.75 x In min.	2.75 x In max.	4.0 x In min.	4.0 x In max.	10.0 x In max.
0.5 A - 4 A	60 min	30 min	10 ms	2 s	3 ms	300 ms	20 ms
5 A - 6.3 A	60 min	30 min	10 ms	3 s	3 ms	300 ms	20 ms
8 A - 10 A	30 min	30 min	40 ms	20 s	10 ms	1 s	30 ms
12.5 A - 16 A12.5	15 min	30 min	40 ms	20 s	10 ms	1 s	30 ms

Variants

Rated Current [A]	Rated Voltage [VAC]	Breaking Capacity	Voltage Drop 1.0 I _n max. [mV]	Voltage Drop 1.0 I _n typ. [mV]	Power Dissipation 1.5 I _n max. [mW]	Power Dissipation 1.5 I _n typ. [mW]	Melting I ² t 10.0 Intyp. [A ² s]					Order Number
0.5	250	1)	1800	830	2500	2400	0.098	●	●	●	●	0001.1001
0.63	250	1)	1500	800	2500	2400	0.207	●	●	●	●	0001.1002
0.8	250	1)	1200	580	2500	2400	0.469	●	●	●	●	0001.1003
1	250	1)	1000	600	2500	2500	0.75	●	●	●	●	0001.1004
1.25	250	1)	800	270	4000	1000	0.538	●	●	●	●	0001.1005
1.6	250	1)	600	350	4000	1600	0.755	●	●	●	●	0001.1006
2	250	1)	500	260	4000	1600	2	●	●	●	●	0001.1007
2.5	250	1)	400	260	4000	1900	3.28	●	●	●	●	0001.1008
3.15	250	1)	350	210	4000	1900	6.78	●	●	●	●	0001.1009
4	250	1)	300	200	4000	2400	12.6	●	●	●	●	0001.1010
5	250	1)	250	160	4000	2400	30.8	●	●	●	●	0001.1011
6.3	250	1)	200	150	4000	3200	36.7	●	●	●	●	0001.1012
8	250	1)	200	140	4000	3900	81.9	●	●	●	●	0001.1013
10	250	1)	200	130	4000	4700	141	●	●	●	●	0001.1014
12.5	250	2)	-	110	-	6900	203	●	●			0001.1015
16	250	2)	-	120	-	7400	461	●				0001.1016

1) IEC: H = 1500 A @ 250 VAC, p.f. = 0.7 - 0.8

1) UL: 10 kA @ 125 VAC, p.f. = 0.7 - 0.8 / 1500 A @ 250 VAC, p.f. = 0.7 - 0.8

2) IEC: 1000 A @ 250 VAC

2) UL: 500 A @ 125 VAC, p.f. = 0.7 - 0.8 / 1000 A @ 125 VAC / 500 A @ 250 VAC

Packaging Unit xxxx.xxxx.G Bulk 128 x 91 x 60 mm (1000 pcs.)

Time-Current-Curves

