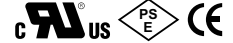


**RoHS** **Pb** **208 Series** Lead-Free 2AG, Fast-Acting Fuse

**Description**

Littelfuse 208 Series (2AG) 350V Fast-Acting Fuses are available in cartridge form or with axial leads. This series provides the same performance characteristics as its 3AG counterpart, while occupying one-third the space. Sleeved fuses are available.

**Features**

- In accordance with Underwriter's Laboratories Standard UL 248-14
- Available in cartridge and axial lead form
- and with various lead forming dimensions
- RoHS compliant and Lead-free

**Agency Approvals**

Agency	Agency File Number	Ampere Range
	E10480	375mA - 10A
	NBK200405-E10480 C/D NBK060405-E10480 E/F	1A - 5A 6A - 10A
		375mA - 10A

**Applications**

- Electrical ballasts used in fluorescent lighting and other applications

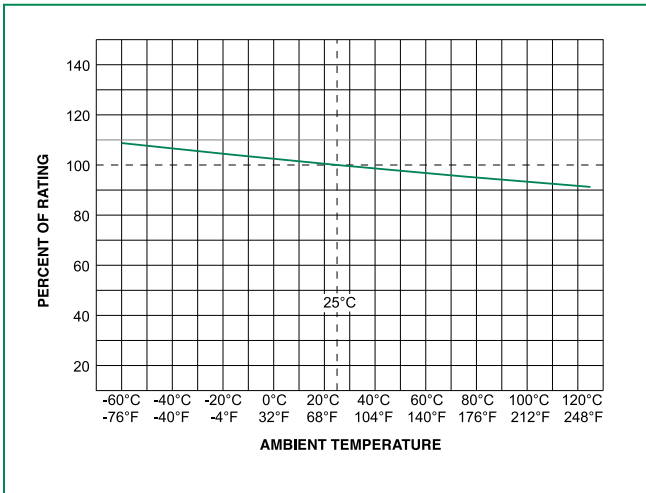
**Electrical Characteristics for Series**

% of Ampere Rating	Opening Time
100%	4 Hours, <b>Min.</b>
135%	1 Hour, <b>Max.</b>
200%	1 Second, <b>Max.</b>

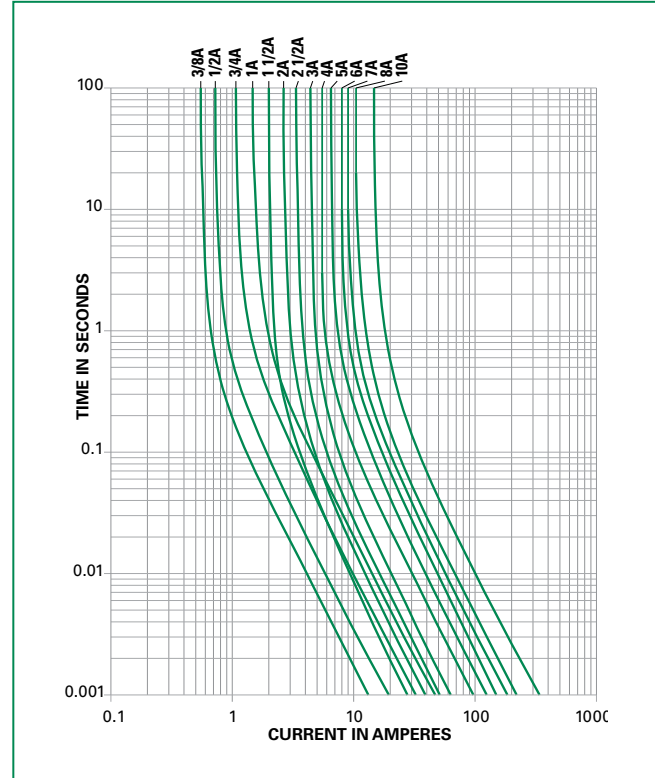
**Electrical Characteristic Specifications by Item**

Amp Code	Amp Rating	Voltage Rating	Interrupting Rating	Nominal Cold Resistance (Ohms)	Nominal Melting I <sup>2</sup> t (A <sup>2</sup> sec)	Agency Approvals		
.375	0.375	350	100A @ 350V AC	0.395	0.171	x		x
.500	0.500	350		0.265	0.365	x		x
.750	0.750	350		0.152	1.050	x		x
001.	1.0	350		0.103	2.220	x	x	x
015	1.5	350		0.0712	0.800	x	x	x
002.	2.0	350		0.0497	1.50	x	x	x
02.5	2.5	350		0.0372	2.68	x	x	x
003.	3.0	350		0.0317	4.62	x	x	x
03.5	3.5	350		0.0265	6.70	x	x	x
004.	4	350		0.0240	9.40	x	x	x
005.	5	350		0.0186	17.00	x	x	x
006.	6	350		0.0154	22.10	x	x	x
007.	7	350		0.0130	40	x	x	x
008.	8	350	0.0107	56	x	x	x	
010.	10	350	0.0075	116	x	x	x	

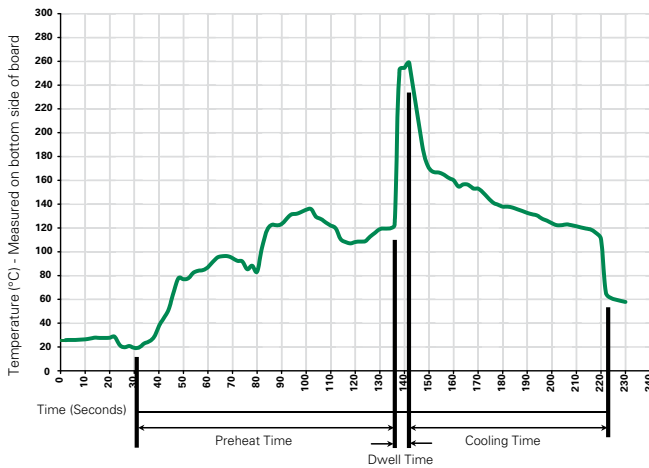
### Temperature Derating Curve



### Average Time Current Curves



### Soldering Parameters - Wave Soldering



### Recommended Process Parameters:

Wave Parameter	Lead-Free Recommendation
<b>Preheat:</b>	
(Depends on Flux Activation Temperature)	(Typical Industry Recommendation)
Temperature Minimum:	100° C
Temperature Maximum:	150° C
Preheat Time:	60-180 seconds
<b>Solder Pot Temperature:</b>	260° C Maximum
<b>Solder Dwell Time:</b>	2-5 seconds

### Recommended Hand-Solder Parameters:

Solder Iron Temperature: 350° C +/- 5°C  
 Heating Time: 5 seconds max.

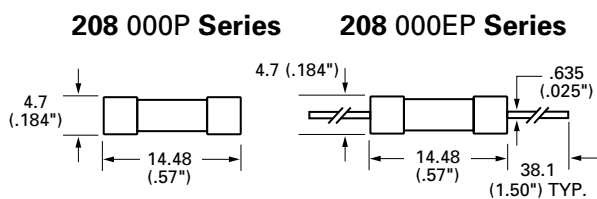
**Note: These devices are not recommended for IR or Convection Reflow process.**

### Product Characteristics

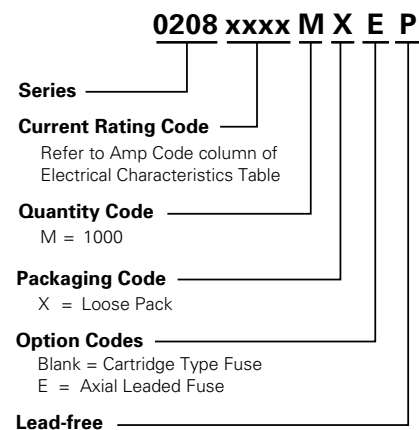
<b>Materials</b>	Body : Glass Cap : Nickel-plated brass Leads: Tin-plated Copper
<b>Terminal Strength</b>	MIL-STD-202G, Method 211A, Test Condition A
<b>Solderability</b>	Reference IEC 60127 Second Edition 2003-01 Annex A
<b>Product Marking</b>	Cap1 : Brand logo, current and voltage ratings Cap2 : Series and agency approval marks

<b>Operating Temperature:</b>	-55°C to 125°C.
<b>Thermal Shock:</b>	MIL-STD-202G, Method 107G, Test Condition B (5 Cycles -65°C to +125°C).
<b>Vibration</b>	MIL-STD-202G, Method 201A
<b>Humidity</b>	MIL-STD-202G, Method 103B, Test Condition A: High RH (95%) and elevated temp (40°C) for 240 hours
<b>Salt Spray</b>	MIL-STD-202G, Method 101D, Test Condition B

### Dimensions



### Part Numbering System



### Packaging

Packaging Option	Packaging Specification	Quantity	Quantity & Packaging Code	Taping Width
<b>208 Series</b>				
Bulk	N/A	1000	MX	N/A
Bulk	N/A	1000	MXE	N/A
Reel and Tape	EIA 296-E	1500	DRT1	T1=52mm (2.062")

