

Miniature Fuse, 5 x 20 mm, Quick-Acting F, L, 250 VAC



IEC 60127-2 · 250VAC · Quick-Acting F



Description

- IEC Standard Fuse
- L = Low Breaking Capacity (Glass Tube)

Standards

- IEC 60127-2/2
- UL 248-14
- CSA C22.2 no. 248.14

Approvals

- VDE Certificate Number: 40016088
- UL File Number: E41599

Applications

- Primary Protection in Equipment

References

- Pigtail Type [FSF 5x20 Pigtail](#)
- Assembled Fuseholder [OGN-SMD](#)
- Fuse Kit [Fuse Kit 5x20](#)

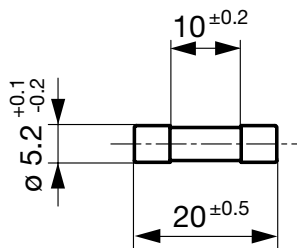
Weblinks

- [General Product Information, Approvals, RoHS, CHINA-RoHS, e-Store, SCHURTER-Stock-Check, Distributor-Stock-Check](#)

Technical Data

Rated Voltage	250VAC
Rated Current	0.032 - 10A
Breaking Capacity	35A - 100A
Characteristic	Quick-Acting F
Admissible Ambient Air Temp.	-55 °C to 125 °C
Climatic Category	55/125/21 acc. to IEC 60068-1
Material: Tube	Glass
Material: Endcaps	Nickel-Plated Copper Alloy
Unit Weight	0.92 g
Storage Conditions	0 °C to 60 °C, max. 70% r.h.
Product Marking	□, Current, Voltage, Characteristic, Breaking Capacity, Approvals






Dimensions



Pre-Arcing Time

Rated Current In	1.5 x In min.	2.1 x In max.	2.75 x In min.	2.75 x In max.	4.0 x In min.	4.0 x In max.	10.0 x In max.
0.032 A - 0.1 A	60 min	30 min	10 ms	500 ms	3 ms	100 ms	20 ms
0.125 A - 6.3 A	60 min	30 min	50 ms	2 s	10 ms	300 ms	20 ms
8 A - 10 A	30 min	30 min	50 ms	2 s	10 ms	400 ms	40 ms

Variants

Rated Current [A]	Rated Voltage [VAC]	Breaking Capacity	Voltage Drop 1.0 I _n max. [mV]	Voltage Drop 1.0 I _n typ. [mV]	Power Dissipation 1.5 I _n max. [mW]	Power Dissipation 1.5 I _n typ. [mW]	Melting I ² t 10.0 Intyp. [A ² s]	    	Order Number
0.032	250	1)	10000	1500	1600	700	0.000082	● ● ●	0034.1527
0.04	250	1)	8000	1100	1600	700	0.000128	● ● ●	0034.1528
0.05	250	1)	7000	3000	1600	700	0.00025	● ● ●	0034.1529
0.063	250	1)	5000	940	1600	300	0.000278	● ● ●	0034.1530
0.08	250	1)	4000	750	1600	300	0.00102	● ● ●	0034.1531
0.1	250	1)	3500	840	1600	400	0.0014	● ● ●	0034.1506
0.125	250	1)	2000	610	1600	400	0.00484	● ● ●	0034.1507
0.16	250	1)	2000	550	1600	500	0.0113	● ● ●	0034.1508
0.2	250	1)	1700	540	1600	500	0.0252	● ● ●	0034.1509
0.25	250	1)	1400	240	1600	200	0.0159	● ● ●	0034.1510
0.315	250	1)	1300	210	1600	200	0.0367	● ● ●	0034.1511
0.4	250	1)	1200	200	1600	200	0.085	● ● ●	0034.1512
0.5	250	1)	1000	150	1600	200	0.151	● ● ●	0034.1513
0.63	250	1)	650	140	1600	300	0.303	● ● ●	0034.1514
0.8	250	1)	240	110	1600	300	0.508	● ● ●	0034.1515
1	250	1)	200	110	1600	300	1.13	● ● ● ●	0034.1516
1.25	250	1)	200	100	1600	400	1.81	● ● ● ●	0034.1517
1.6	250	1)	190	100	1600	500	2.94	● ● ● ●	0034.1518
2	250	1)	170	90	1600	600	5.28	● ● ● ●	0034.1519
2.5	250	1)	170	90	1600	800	9.19	● ● ● ●	0034.1520
3.15	250	1)	150	90	2500	600	16.1	● ● ● ●	0034.1521
4	250	2)	130	90	2500	1000	25.6	● ● ● ●	0034.1522
5	250	2)	130	80	2500	1300	33.8	● ● ● ●	0034.1523
6.3	250	2)	130	80	2500	2000	53.2	● ● ● ●	0034.1524
8	250	2)	130	80	4000	2300	93.4	● ● ● ●	0034.1525
10	250	2)	130	70	4000	2500	183	● ● ● ●	0034.1526

1) 35 A @ 250 VAC

2) 10 I_n @ 250 VAC

Packaging Unit xxxx.xxxx.G Bulk 128 x 91 x 60 mm (1000 pcs.)

Time-Current-Curves

