RoHS 2002/9

bel

Type MRT

RoHS 6 Compliant

Time Lag Radial Lead Micro Fuse Series

MRTD0808

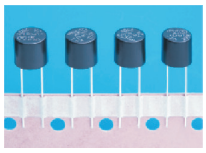

Electrical Characteristics (IEC 127-3 STANDARD SHEET 4)

Rated Current	1.5 *In*		2.1 *In*		2.75 *In*		4 *In*		10 *In*	
	MIN		MAX		MIN	MAX	MIN	MAX	MIN	MAX
80mA to 6.3A inclusive	1 hr.		2 min.		400 ms	10 sec	150 ms	3 sec	20 ms	150 ms

Approvals

Safety Agency Approvals	Amp range / Volt @ I.R. ability
Certificate No. 408882, 9921061	80mA to 5A / 250V AC @ 35A or 10 *In* whichever is greater
License No. 139937, 40001000	80mA to 6.3A / 250V AC @ 35A or 10 *In* whichever is greater
Recognized File No. E20624	80mA to 6.3A / 277V AC @ 100A
Acceptance File No. LR39772	80mA to 6.3A / 250V AC @ 50A
File No. JET1037-31007-1001	1A to 5A / 250V AC @ 100A
Licence No. 2002010207021532	80mA to 6.3A / 250V AC @ 35A or 10 *In* whichever is greater

Catalog Number	Ampere Rating	Typical Cold Resistance (ohm)	Volt-drop @100% *In* (Volt) max.	Melting I^2T < 10 mSec (A^2 Sec)	Melting I^2T @10 *In* (A^2 Sec)	Maximum Power Dissipation (W)
MRT 80	80mA	3.28	0.40	0.01	0.01	0.10
MRT 100	100mA	2.23	0.35	0.02	0.02	0.11
MRT 125	125mA	1.52	0.30	0.04	0.04	0.13
MRT 160	160mA	1.03	0.26	0.07	0.06	0.15
MRT 200	200mA	0.70	0.23	0.12	0.11	0.17
MRT 250	250mA	0.52	0.22	0.38	0.41	0.19
MRT 315	315mA	0.38	0.19	0.60	0.66	0.22
MRT 400	400mA	0.28	0.16	0.95	1.00	0.25
MRT 500	500mA	0.211	0.15	1.50	1.70	0.29
MRT 630	630mA	0.156	0.13	2.4	2.6	0.33
MRT 800	800mA	0.115	0.12	3.7	4.2	0.38
MRT 1	1A	0.085	0.11	5.9	6.7	0.44
MRT 1.25	1.25A	0.063	0.10	9	11	0.51
MRT 1.6	1.6A	0.047	0.095	15	17	0.58
MRT 2	2A	0.035	0.090	23	27	0.67
MRT 2.5	2.5A	0.026	0.087	37	43	0.77
MRT 3.15	3.15A	0.019	0.083	58	69	0.88
MRT 4	4A	0.014	0.080	92	110	1.02
MRT 5	5A	0.010	0.077	145	175	1.17
MRT 6.3	6.3A	0.008	0.073	230	281	1.34

Consult manufacturer for other ratings

RoHS 6 Compliant Product

RoHS Wave Soldering Compatible : (260°C, 10 sec max)

Environmental Specification

Shock Resistance

MIL-STD-202G, Method 213B, Condition I
(100 G's peak for 6 milliseconds; Sawtooth Waveform)

Vibration Resistance

10-55 Hz x 3 axis/ no load (MIL-STD-202G, Method 201A)

Salt Spray Resistance

MIL-STD-202G, Method 101E, Condition B (48Hrs)

Solderability

MIL-STD-202G, Method 208H

Soldering Heat Resistance

MIL-STD-202G Method 210F, Test Condition C. Top Side
(260°C, 20 sec)

Moisture Resistance

MIL-STD-202G, Method 106G

Operating Temperature

-55°C to +125°C

Physical Specification

Materials

Base and Cover: Black thermoplastic, UL 94-V0
Pins: 100% Matte Tin Plated Copper Alloy

Marking

On fuse:
"**bel**","**T**","Current Rating","250V" and "Appropriate Safety Logos"
On label:
"**bel**","**MRT**","Current Rating","Voltage Rating","Interrupting Rating",
"Appropriate Safety Logos" and " " , " " (China RoHS compliant).

Packaging

1. In bulk: 1,000 pcs per box
2. On tape: Ammo pack, 1,000 pcs per box per EIA-468-A and IEC-286-2 (Long Leads)

Mechanical Dimensions

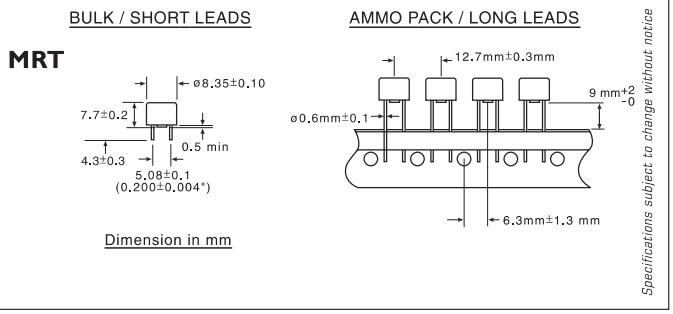

ORDERING INFORMATION SEE LAST 2 PAGES

Bel Fuse Inc. 206 Van Vorst Street, Jersey City, NJ 07302 • Tel: 201-432-0463 • Fax: 201-432-9542 • E-Mail: belfuse@belfuse.com
Website: www.belfuse.com

Downloaded from Elcodis.com electronic components distributor

MRT - TIME CURRENT CHARACTERISTIC CURVE

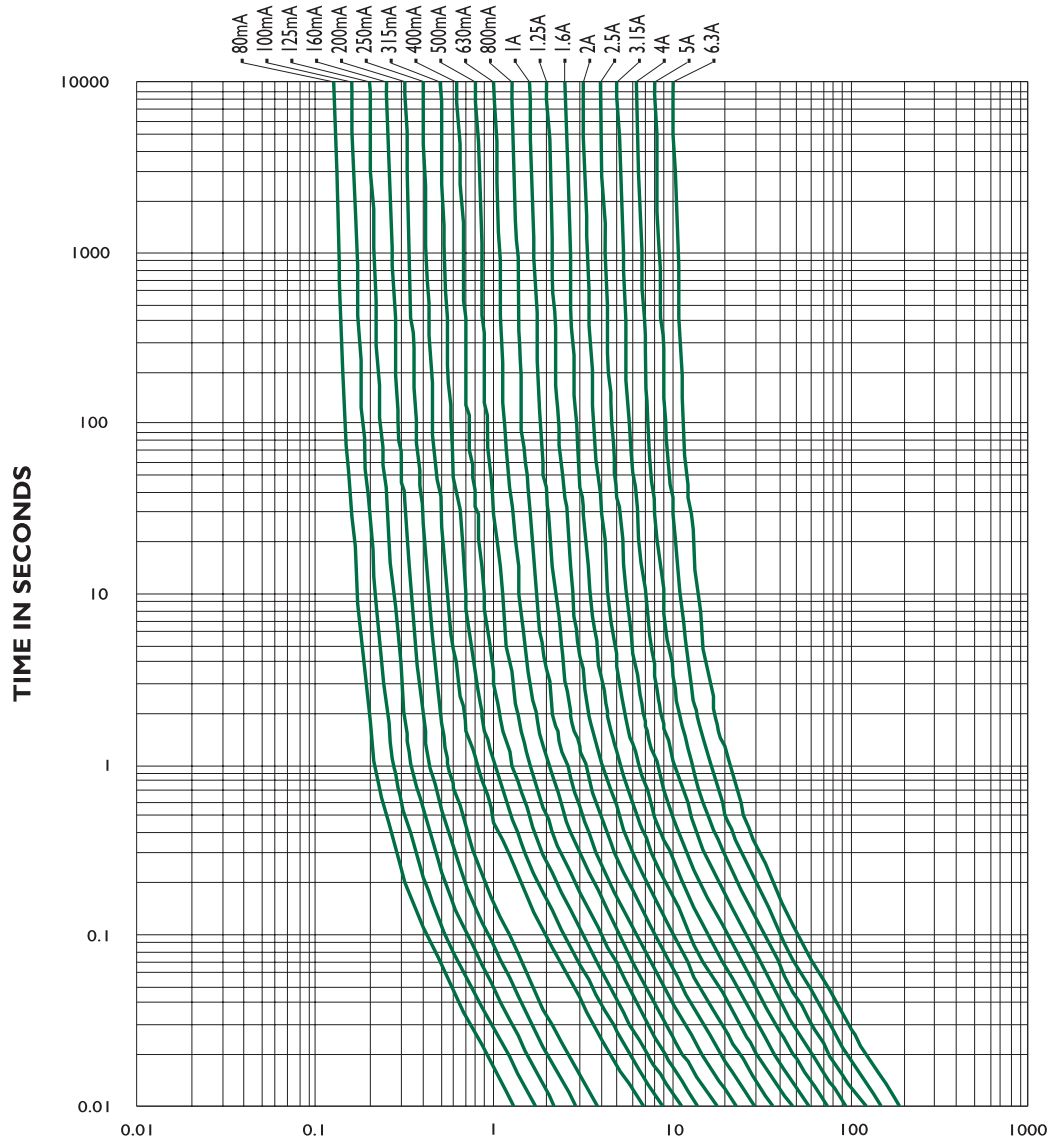

Specifications subject to change without notice

NOTE - see important information under "User Guide" on P.08

Corporate Office
Bel Fuse Inc.
206 Van Vorst Street, Jersey City, NJ 07302
Tel: 201-432-0463
Fax: 201-432-9542
E-Mail: belfuse@belfuse.com
Website: www.belfuse.com

Far East Office
Bel Fuse Ltd.
8F/8 Luk Hop Street
San Po Kong
Kowloon, Hong Kong
Tel: 852-2328-5515
Fax: 852-2352-3706

European Office
Bel Fuse Europe Ltd.
Preston Technology Management Centre
Marsh Lane, Preston PR1 8UQ
Lancashire, U.K
Tel: 44-1772-556601
Fax: 44-1772-888366

Downloaded from Elcodis.com electronic components distributor