

Clip, 5 x 20 / 6.3 x 32 mm, UR



Variant 2

600 VAC/DC · 2.5 W/10A16 A (UL/CSA)

**Description**

- Through hole mounting
- Clip-material: bronze or brass
- Fuse block accepts 5x20 or 6.3x32 fuse-links

Standards

- IEC 60127-6
- UL 4248-1 / UL 512
- CSA C22.2 no. 39


Approvals

- UL File Number: E39328

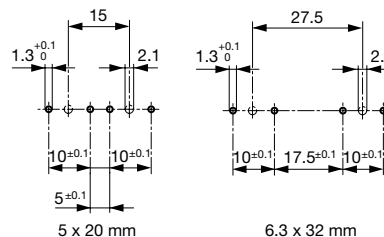
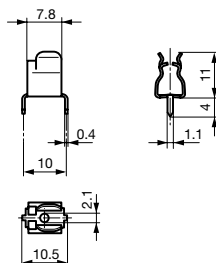
References**Weblinks**

General Product Information, Approvals, RoHS, CHINA-RoHS, e-Store, SCHURTER-Stock-Check, Distributor-Stock-Check

Technical Data

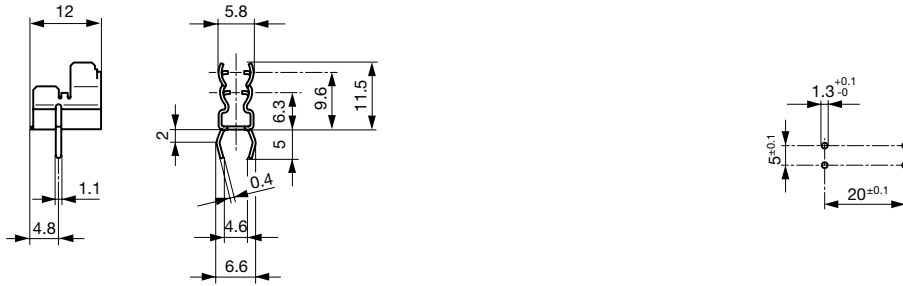
Fuse-Link	5 x 20 or 6.3 x 32 mm
Mounting	PCB
Terminal	Solder THT
Rated Voltage	600VAC/DC
Rated Current	16A (UL/CSA)
Rated Power Acceptance IEC	2.5W / 10A @ Ta 23°C Admissible power acceptance at higher ambient temperature see derating curves
Degree of Protection	IP 00
Admissible Ambient Air Temp.	-40°C to 85°C
Climatic Category	40/085/21 acc. to IEC 60068-1
Material: Terminals	see variants
Unit Weight (Socket/Cap)	0.98 g
Storage Conditions	0°C to 60°C, max. 70% r.h.
Product Marking	 Approvals

Soldering Methods	Wave
Solderability	235°C / 2 sec acc. to IEC 60068-2-20, Test Ta, method 1
Resistance to Soldering Heat	260°C / 10 sec acc. to IEC 60068-2-20, Test Tb, method 1A
Contact Resistance	< 2.5 mΩ at 20 mV

Abmessungen

Variant 0751.0056

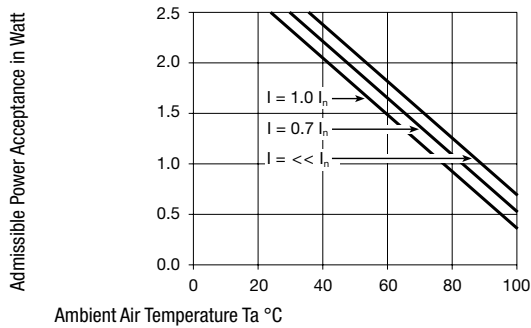
Drilling holes variant 0751.0056



Variant 2 0751.0099, 0751.0100, 0751.0141 and 0751.0142

Drilling diagram variant 2 0751.0099, 0751.0100, 0751.0141 and 0751.0142

Derating Curves



Variants

Clip	Terminal	Material: Terminals	Order Number
●	Kicked	Tin-Plated Bronze	0751.0099
●	Kicked	Tin-Plated Brass	0751.0100
●	Straight	Tin-Plated Bronze	0751.0141
●	Straight	Tin-Plated Brass	0751.0142
●	Straight	Tin-Plated Bronze	0751.0056

Packaging Unit Bulk (1000 pcs.)