

## Fuse Clips

FCMAR2011



### Material

Brass (65Cu/35Zn), 0.020 inch thick, full hard temper

### Plating

Matte tin or bright tin plating version available for all fuse clip types

Bright tin: 200 microinch minimum thickness, over nickel barrier plate.

Matte tin: 400 microinch minimum thickness, over nickel barrier plate.

### Solderability

Per Mil-Std-202G, Method 208

### Torque

Minimum 1.0 in.-oz to twist a fuse in a single clip

### Extraction

Minimum 2 lbs. to extract a fuse from a single clip

### Marking

"bel" die stamped on one side

### Ampere Rating

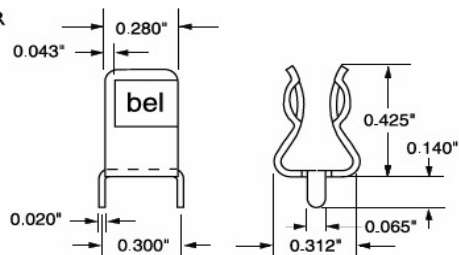
FC101, -102 up to 15A

FC201, -202, -211 up to 10A

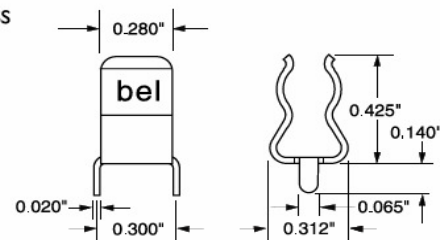
**NOTE** - suitability at higher currents is dependent on fuse type, circuit conditions and PCB design (track width/thickness, means to solder clip legs, etc). Each combination of clip, fuse, PCB and operating condition needs to be evaluated.

FC-211 is PCB locking type clip designed for 5mm fuses for use in 0.062" thick PCB. They have tabs on legs that "lock" onto underside of PCB to prevent floating of clip during solder reflow. This design also eliminates need for "clinching" operation on underside of PCB.

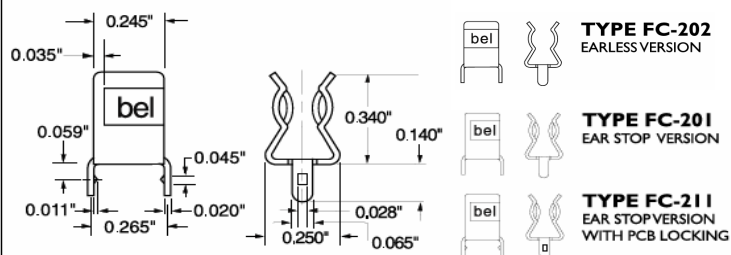
### TYPE FC-101 PCB TYPE W / EAR



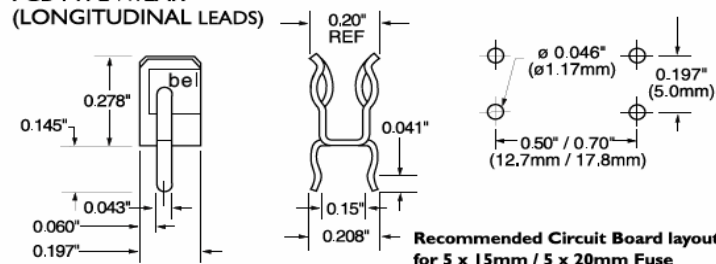
### TYPE FC-102 PCB TYPE EARLESS



### TYPE FC-201, FC-202, FC-211



### TYPE FC-203 PCB TYPE W/EAR (LONGITUDINAL LEADS)



Specifications subject to change without notice