

FUSEHOLDERS SHOCK-SAFE TYPE

For 3AG or 5x20mm Fuses

A complete family of fuseholders designed to international specifications. Shock-safe design eliminates any possibility of electrical shock, per IEC Standards 257 and 65. Knobs are available for use with 3AG (1/4" x 1-1/4") fuses or 5 x 20mm fuses.

APPROVALS: Recognized under the Components Program of Underwriters Laboratories and Certified by CSA (20A, 300V). SEMKO approved (6.3A, 250V). VDE approved (10A, 250V).

SPECIFICATIONS:

Electrical: Rating: See APPROVALS.

Insulation Resistance: 10,000 megohm minimum at 500 VDC.

Contact Resistance: Less than .005 ohms average at currents up to 1 ampere.

Dielectric Strength: 4000 volts minimum.

Mounting: Threaded styles withstand 15 lb.-in. mounting torque. Maximum panel thickness is 0.31".

Molded Parts: Body Material: Black glass-filled thermoplastic.

Knob Material: Grey or black glass-filled thermoplastic.

Hex Nut Material: Glass-filled thermoplastic.

Knob: Finger-grip fuse extractor type or screwdriver slot fuse extractor type with nickel-plated copper alloy insert. Spring loaded, bayonet style.

Terminals: Brass. Tin-plated. Accept solder or .187" female connector.


Ambient Temperature: -40°C to +85°C.

Vibration: 10—500 Hz .03" constant amplitude or 10 G's constant acceleration.

Hardware: Plastic hex nut, unassembled (threaded styles). Steel retainer, black oxide finish; unassembled (fast-mount styles).

PATENTS: Pending.

FRONT PANEL, LOW PROFILE



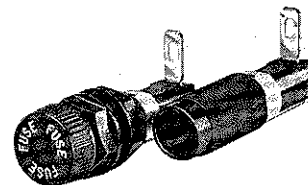
FRONT PANEL, HIGH PROFILE




FRONT PANEL



REAR PANEL



LOW PROFILE, FAST MOUNT



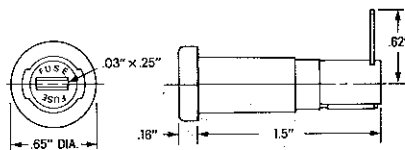
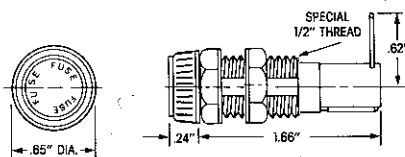
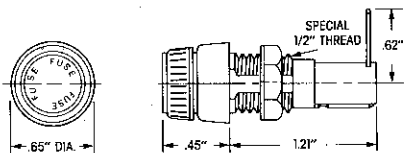
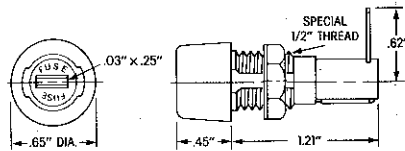
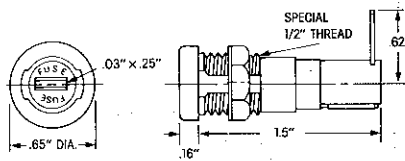
SHOCK-SAFE FUSEHOLDER SELECTOR GUIDE

CATALOG NUMBER		KNOB TYPE	LOW PROFILE	HIGH PROFILE	FRONT MOUNT	REAR MOUNT	P.C. BOARD MOUNT	RT. ANGLE TERMINAL	STRAIGHT TERMINAL
1/4" x 1-1/4" (3AG)	5 x 20mm								
345 601	345 621	Screwdriver Slot	X		X			X	
345 602	345 622	Screwdriver Slot		X	X			X	
345 603	345 623	Finger Grip		X	X			X	
345 611	345 631	Screwdriver Slot	X		X				X
345 612	345 632	Screwdriver Slot		X	X				X
345 613	345 633	Finger Grip		X	X				X
345 701*	345 721*	Screwdriver Slot	X		X†			X	
345 711*	345 731*	Screwdriver Slot	X		X†				X
345 903*	345 923*	Finger Grip		X		X		X	
345 913*	345 933*	Finger Grip		X		X			X
345 101*	345 121*	Screwdriver Slot	X				X*		

*SEMKO and VDE approvals pending. †Mounted with retainer ring. •See page 26 for P.C. Board Style. To order bodies and knobs separately, see next page.

FUSEHOLDERS SHOCK-SAFE TYPE

For 3AG or 5x20mm Fuses



CATALOG NUMBER		RT. ANGLE BOTTOM TERM.	STRAIGHT BOTTOM TERM.
1/4" x 1-1/4" FUSES	5 x 20mm FUSES		
345 601	345 621	X	
345 611	345 631		X

Body and Nut only: **345 601-010** (Rt. Angle); **345 611-010** (Straight).
Knob only: **345 601-020** (1/4" x 1-1/4"); **345 621-020** (5 x 20mm).

CATALOG NUMBER		RT. ANGLE BOTTOM TERM.	STRAIGHT BOTTOM TERM.
1/4" x 1-1/4" FUSES	5 x 20mm FUSES		
345 602	345 622	X	
345 612	345 632		X

Body and Nut only: **345 602-010** (Rt. Angle); **345 612-010** (Straight).
Knob only: **345 602-020** (1/4" x 1-1/4"); **345 622-020** (5 x 20mm).

CATALOG NUMBER		RT. ANGLE BOTTOM TERM.	STRAIGHT BOTTOM TERM.
1/4" x 1-1/4" FUSES	5 x 20mm FUSES		
345 603	345 623	X	
345 613	345 633		X

Body and Nut only: **345 603-010** (Rt. Angle); **345 613-010** (Straight).
Knob only: **345 603-020** (1/4" x 1-1/4"); **345 623-020** (5 x 20mm).

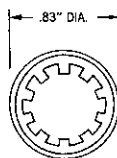
CATALOG NUMBER		RT. ANGLE BOTTOM TERM.	STRAIGHT BOTTOM TERM.
1/4" x 1-1/4" FUSES	5 x 20mm FUSES		
345 903	345 923	X	
345 913	345 933		X

Body and Nuts (2) only: **345 903-010** (Rt. Angle); **345 913-010** (Straight).
Knob only: **345 903-020** (1/4" x 1-1/4"); **345 923-020** (5 x 20mm).

CATALOG NUMBER		RT. ANGLE BOTTOM TERM.	STRAIGHT BOTTOM TERM.
1/4" x 1-1/4" FUSES	5 x 20mm FUSES		
345 701	345 721	X	
345 711	345 731		X

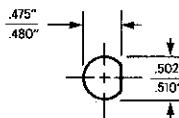
Body and Retaining Ring only: **345 701-010** (Rt. Angle); **345 711-010** (Straight).
Knob only: **345 701-020** (1/4" x 1-1/4"); **345 721-020** (5 x 20mm).

"Push-On" Type Retaining Ring

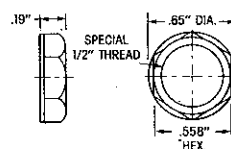


NOTE: Knobs are color-coded. On screwdriver slot type, knobs are grey for 1/4" x 1-1/4" fuses, black for 5 x 20mm fuses. On finger grip type, the lettering on knobs for 1/4" x 1-1/4" fuses are filled with grey paint.

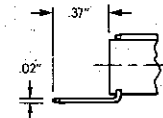
Suggested Mounting Hole



Plastic Hex Nut with Flange



Straight Bottom Terminal



Right Angle Bottom Terminal

