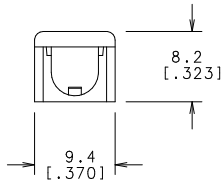
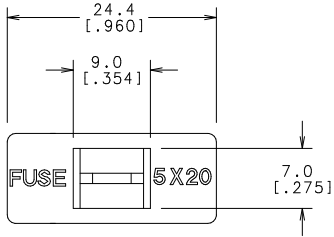
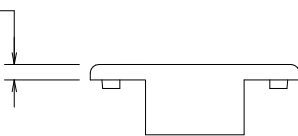


1.8
[.071]



CAD GENERATED DRAWING - NO PENCIL CHANGES ALLOWED

NO	COMPONENT NO	DESCRIPTION	QTY/M	U/M
BILL OF MATERIAL				
MATERIAL SPEC		FINISH		
DRW	BJJ	DATE	06/09/04	SCALE
1	9	18		2:1
CHK				SUPER DRW
3	12	20		
APPD				FINISH GOOD WT
5	14	23		GRAMS/PIECE
6	15	33		
7	16	43		TOLERANCE UNLESS OTHERWISE SPECIFIED
8	17	53		TWO PLACE DEC ±.25[.01] FRACTION ±
				THREE PLACE DEC ±.100[.004] ANGULAR ±1°
3RD ANGLE PROJECTION		TITLE		
		5 X 20mm PC FUSEHOLDER COVER		
LTR	REVISION			CHK
A	61471	- RELEASED		APD
	6/9/04	BJJ		
UNLESS OTHERWISE SPECIFIED, DIMENSIONS ARE IN MILLIMETERS. DIMENSIONS IN BRACKETS [] ARE INCHES. UNLESS OTHERWISE SPECIFIED, DIMENSIONS DO NOT INCLUDE PLATING. CP DENOTES CRITICAL CHARACTERISTICS. CPK DENOTES CPK DIMENSIONS.-MINIMUM CPK VALUE DENOTES A CHARACTERISTIC THAT PROVIDES AN INDICATION OF PROCESS PERFORMANCE. PROCEDURE FOR MEASUREMENT AND TRACKING TO BE DEFINED IN THE TYPICAL FUSE INSPECTION INSTRUCTIONS. DIMENSIONS CP DIMENSIONS.-MINIMUM CP VALUE DENOTES THE MINIMUM DIMENSIONS SHOWN IN DRAWING AND INSTALLED TO ALLOW FOR MAXIMUM TOOL LIFE.				

REVISION	DRWG. NO.	FINAL
A	00BS0232P	
 DES PLAINES, ILLINOIS 60016		