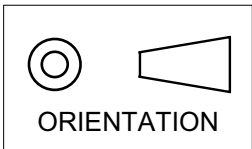


This drawing is the property of Tusonix, Inc., and may not be used, reproduced, published or disclosed to others without expressed authorization by Tusonix Inc.

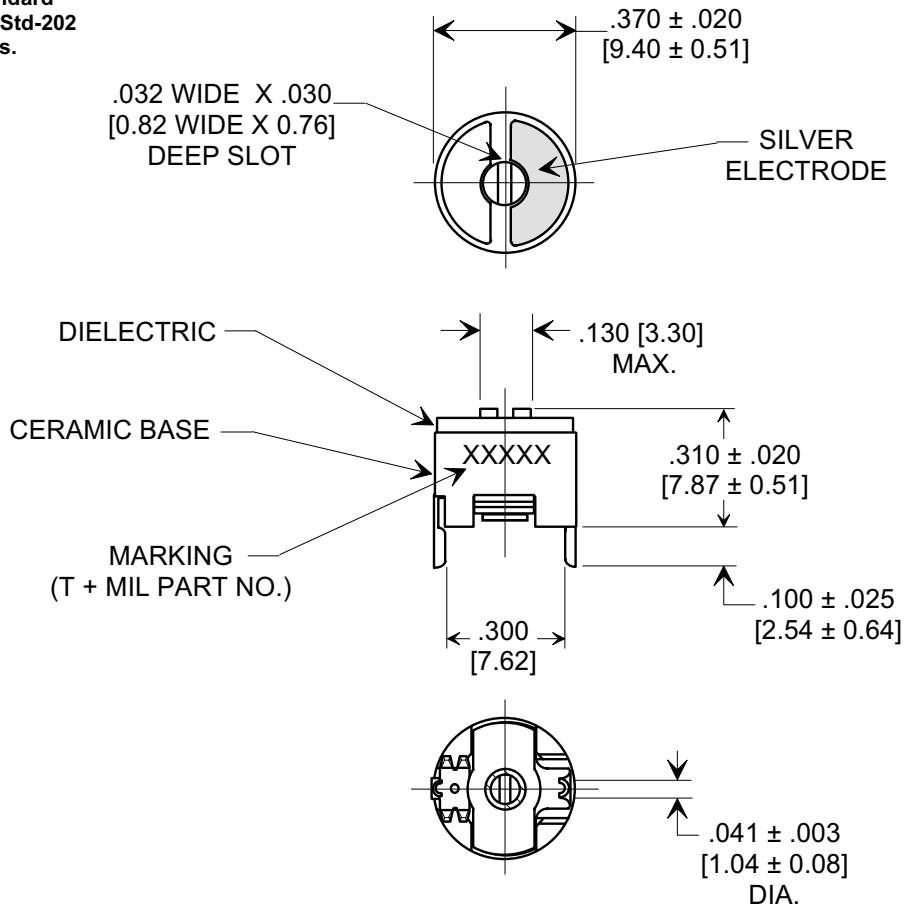
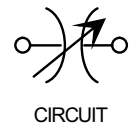
MARKETING SALES DRAWING

DIMENSIONS IN INCHES - DO NOT SCALE THIS DRAWING
DIMENSIONS IN METRIC - []

ALL METAL PARTS SILVER PLATED

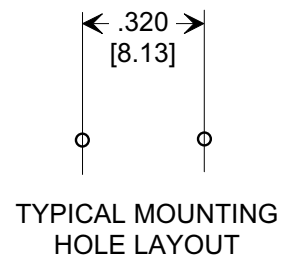


Electrical Testing
per Tusonix standard
test plans and Mil-Std-202
Test Methods.



SPECIFICATIONS

TUSONIX PART NO.	538-054 A 5.5 - 18
Capacitance Range:	5.5 - 18 pF
Capacitance Tolerance:	MIN: +0% , MAX: -0, +50%
Temperature Characteristic:	DIELECTRIC CODE A
Working Voltage:	350 VDC AT + 85°C
Operating Temperature Range:	-55°C TO + 125°C
To MIL - C - 81/4C CV31A180	



X-2015 Rev-0 REVISION RECORD Original Release C.O. 19990615-6-01 TOL'S IN METRIC, CIRCUIT & ORIENTATION SYMBOL ADDED L.E. 05-04-07 20070504-1-01	0	1	TOLERANCES unless otherwise specified 2 PLC. DECIMAL ± $\frac{\quad}{\quad}$ 3 PLC. DECIMAL ± .010 [0.25]		Title <h2 style="text-align: center;">CERAMIC TRIMMER</h2>		
	ANGLES ± $\frac{\quad}{\quad}$		Drawn S.M. 06-17-99	Scale 2 X			
	TUSONIX TUCSON, ARIZONA		Approved H.R. 06-17-99				
	A		538-054 A 5.5 - 18				