

Metallized Polypropylene Film Capacitor

Type: **ECWF(L)**


Designed for high frequency and current applications.

■ Features

- Small size
- Excellent frequency characteristics
- Low loss
- 85 °C, 85 % RH, W.V.×1.0 for 500 hours
- RoHS directive compliant

■ Recommended Applications

- Lighting
- High frequency and high current circuits
(TVs, Monitors, Power Supplies, etc.)



■ Explanation of Part Numbers

1	2	3	4	5	6	7	8	9	10	11
E	C	W	F						L	
Products code	Dielectric & construction		Rated voltage	Capacitance			Cap. Tol.	Suffix	Suffix	
			4	400 VDC			H ±3 %		Suffix	Lead Form
			6	630 VDC			J ±5 %		Blank	Straight
									B	Crimped lead
									C	Cut lead

● Explanation of Part Numbers for Odd Size Taping

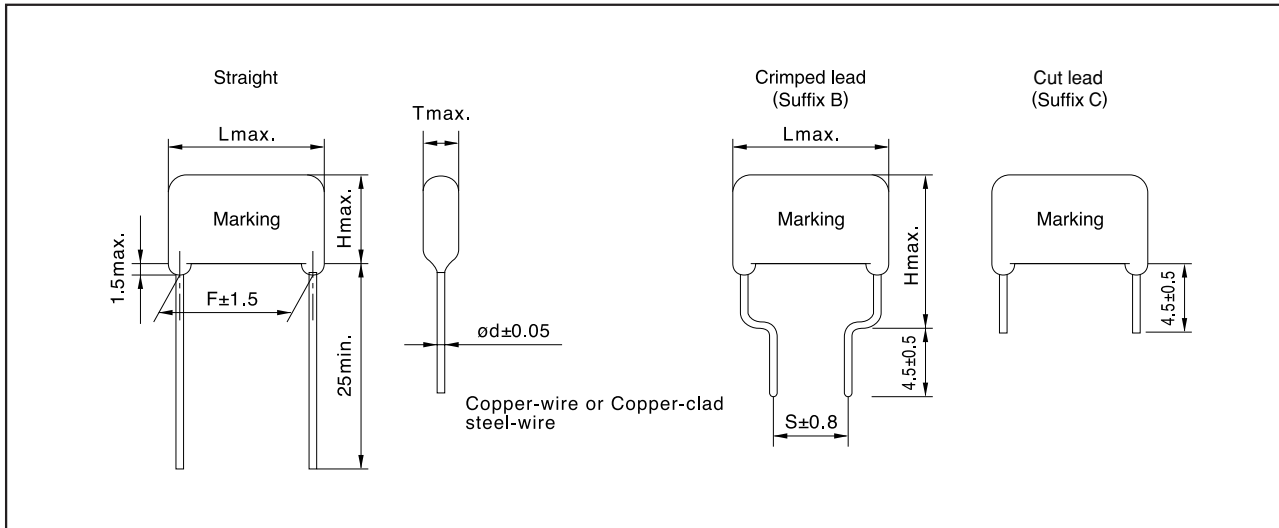
1	2	3	4	5	6	7	8	9	10	11
E	C	W	F					R		L
Products code	Dielectric & construction		Rated voltage	Capacitance			Suffix	Cap. Tol.	Suffix	

■ Specifications

Category temp. range (Including temperature-rise on unit surface)	-40 °C to +105 °C	
Rated voltage	400 VDC, 630 VDC	
Capacitance range	400 VDC	0.022 uF to 2.4 uF
	630 VDC	0.010 uF to 1.3 uF
Capacitance tolerance	±3 % (H), ±5 % (J)	
Withstand voltage	Between terminals : Rated voltage(VDC)×150 % 60 s	
Dissipation factor (tan δ)	tan δ ≤ 0.05% (20 °C, 1kHz)	
	tan δ ≤ 0.20% (20 °C, 10kHz)	
Insulation resistance (IR)	C ≤ 0.33 uF : IR ≥ 9000 MΩ (20 °C, 100 VDC, 60 s for 400 VDC)	
	C > 0.33 uF : IR ≥ 3000 MΩ · uF (20 °C, 500 VDC, 60 s for 630 VDC)	

* In case of applying voltage in alternating current (50 Hz or 60 Hz sine wave) to a capacitor with DC rated voltage, please refer to the page of "Permissible voltage (R.M.S) in alternating current corresponding to DC rated voltage".

■Dimensions in mm (not to scale)

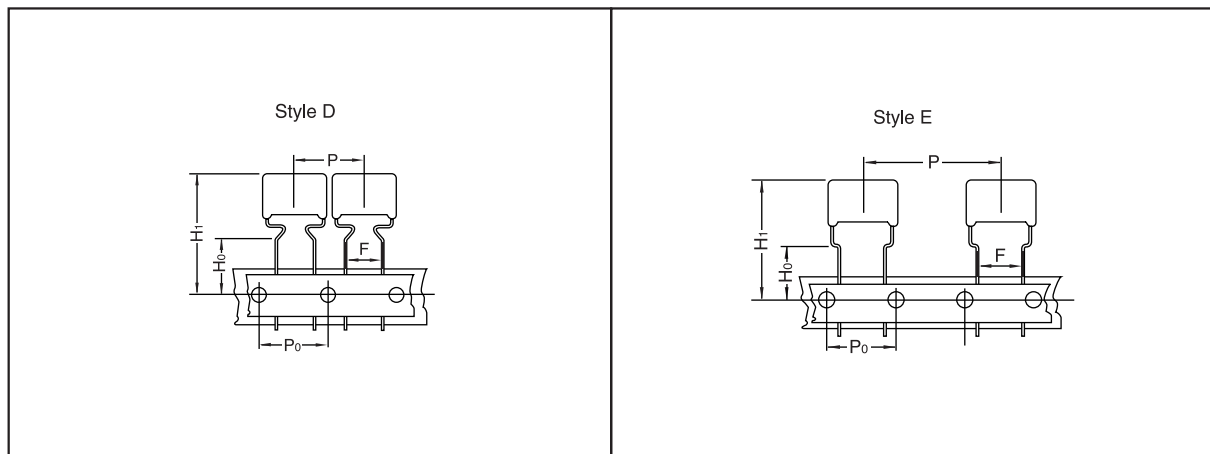


■Packaging Specification for Bulk Package

Packing quantity: 100 pcs./bag

■Taping Specifications for Automatic Insertion

●Taping style



*Refer to the page of taping specifications.

●Packaging Specifications

Type	Rated volt.	Cap. range (μF)	Taping style					Packing	suffix	
			AD	AS	B	C	D			E
ECWF(L)	400 VDC	0.022 to 0.091					○		Ammo	R()L
		0.10 to 1.0						○	Ammo	R()L
	630 VDC	0.010 to 0.043					○		Ammo	R()L
		0.047 to 0.43						○	Ammo	R()L

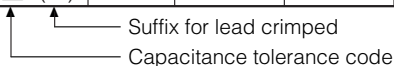
●Lead Spacing

Style	Lead Spacing
D	7.5 mm
E	7.5 mm

■ Rating, Dimensions & Quantity/Ammo Box

● Type ECWF(L) Rated voltage : 400 VDC

Part No.	Cap. (μ F)	Dimensions (mm)							Min. order Q'ty	
		L _{max}	T _{max}	H _{max}		F		S	ϕ d	Taping 7.5mm
				Straight	Crimped lead	Straight	Crimped lead			
ECWF4223□L()	0.022	12.5	5.8	8.6	13.6	10.0	7.5	0.6	1100	
ECWF4243□L()	0.024	12.5	6.0	8.8	13.8	10.0	7.5	0.6		
ECWF4273□L()	0.027	12.5	6.2	9.0	14.0	10.0	7.5	0.6	1000	
ECWF4303□L()	0.030	12.5	6.4	9.3	14.3	10.0	7.5	0.6		
ECWF4333□L()	0.033	12.5	6.7	9.5	14.5	10.0	7.5	0.6	900	
ECWF4363□L()	0.036	12.5	5.7	8.4	13.4	10.0	7.5	0.6		
ECWF4393□L()	0.039	12.5	5.8	8.6	13.6	10.0	7.5	0.6	1100	
ECWF4433□L()	0.043	12.5	6.0	8.8	13.8	10.0	7.5	0.6		
ECWF4473□L()	0.047	12.5	6.2	9.0	14.0	10.0	7.5	0.6	1000	
ECWF4513□L()	0.051	12.5	6.4	9.2	14.2	10.0	7.5	0.6		
ECWF4563□L()	0.056	12.5	6.6	9.4	14.4	10.0	7.5	0.6	900	
ECWF4623□L()	0.062	13.0	6.8	9.6	14.6	10.0	7.5	0.8		
ECWF4683□L()	0.068	13.0	7.0	9.9	14.9	10.0	7.5	0.8	800	
ECWF4753□L()	0.075	13.0	7.3	10.1	15.1	10.0	7.5	0.8		
ECWF4823□L()	0.082	13.0	7.5	10.4	15.4	10.0	7.5	0.8	500	
ECWF4913□L()	0.091	13.0	7.8	10.7	15.7	10.0	7.5	0.8		
ECWF4104□L()	0.10	15.5	6.5	11.0	16.0	12.5	7.5	0.8	400	
ECWF4114□L()	0.11	15.5	6.8	11.3	16.3	12.5	7.5	0.8		
ECWF4124□L()	0.12	15.5	7.0	11.5	16.5	12.5	7.5	0.8	300	
ECWF4134□L()	0.13	15.5	7.2	11.8	16.8	12.5	7.5	0.8		
ECWF4154□L()	0.15	15.5	7.6	12.2	17.2	12.5	7.5	0.8	200	
ECWF4164□L()	0.16	15.5	7.8	12.4	17.4	12.5	7.5	0.8		
ECWF4184□L()	0.18	15.5	8.2	12.8	17.8	12.5	7.5	0.8	300	
ECWF4204□L()	0.20	15.5	8.6	13.3	18.3	12.5	7.5	0.8		
ECWF4224□L()	0.22	15.5	9.0	13.6	18.6	12.5	7.5	0.8	200	
ECWF4244□L()	0.24	18.0	8.3	13.0	18.0	15.0	10.0	0.8		
ECWF4274□L()	0.27	18.0	8.8	13.4	18.4	15.0	10.0	0.8	300	
ECWF4304□L()	0.30	18.0	9.2	13.9	18.9	15.0	10.0	0.8		
ECWF4334□L()	0.33	18.0	9.6	14.3	19.3	15.0	10.0	0.8	200	
ECWF4364□L()	0.36	18.0	9.9	14.7	19.7	15.0	10.0	0.8		
ECWF4394□L()	0.39	18.0	10.3	15.1	20.1	15.0	10.0	0.8	300	
ECWF4434□L()	0.43	18.0	10.7	15.6	20.6	15.0	10.0	0.8		
ECWF4474□L()	0.47	18.0	11.2	16.1	21.1	15.0	10.0	0.8	200	
ECWF4514□L()	0.51	20.5	10.3	16.8	21.8	17.5	12.5	0.8		
ECWF4564□L()	0.56	20.5	10.7	17.3	22.3	17.5	12.5	0.8	300	
ECWF4624□L()	0.62	20.5	11.3	17.9	22.9	17.5	12.5	0.8		
ECWF4684□L()	0.68	20.5	11.8	18.5	23.5	17.5	12.5	0.8	200	
ECWF4754□L()	0.75	20.5	12.3	19.1	24.1	17.5	12.5	0.8		
ECWF4824□L()	0.82	23.0	11.8	18.5	23.5	20.0	12.5	0.8	300	
ECWF4914□L()	0.91	23.0	12.4	19.2	24.2	20.0	12.5	0.8		
ECWF4105□L()	1.0	23.0	13.0	19.8	24.8	20.0	12.5	0.8	—	
ECWF4115□L()	1.1	23.0	13.6	20.5	25.5	20.0	12.5	0.8		
ECWF4125□L()	1.2	28.0	12.3	19.1	24.1	25.0	17.5	0.8	—	
ECWF4135□L()	1.3	28.0	12.8	19.6	24.6	25.0	17.5	0.8		
ECWF4155□L()	1.5	28.0	13.7	20.7	25.7	25.0	17.5	0.8	—	
ECWF4165□L()	1.6	28.0	14.2	21.2	26.2	25.0	17.5	0.8		
ECWF4185□L()	1.8	28.0	15.2	22.2	27.2	25.0	17.5	0.8	—	
ECWF4205□L()	2.0	28.0	16.0	23.1	28.1	25.0	17.5	0.8		
ECWF4225□L()	2.2	28.0	16.8	24.0	29.0	25.0	17.5	0.8	—	
ECWF4245□L()	2.4	28.0	17.5	24.8	29.8	25.0	17.5	0.8		



■ Rating, Dimensions & Quantity/Ammo Box

● Type ECWF(L) Rated voltage : 630 VDC

Part No.	Cap. (μ F)	Dimensions (mm)							Min. order Q'ty
		L _{max}	T _{max}	H _{max}		F		S	Taping 7.5mm
				Straight	Crimped lead	Straight	Crimped lead	ϕ d	
ECWF6103□L()	0.010	12.5	5.2	8.0	13.0	10.0	7.5	0.6	1200
ECWF6113□L()	0.011	12.5	5.4	8.2	13.2	10.0	7.5	0.6	
ECWF6123□L()	0.012	12.5	5.5	8.3	13.3	10.0	7.5	0.6	
ECWF6133□L()	0.013	12.5	5.6	8.5	13.5	10.0	7.5	0.6	1100
ECWF6153□L()	0.015	12.5	5.9	8.7	13.7	10.0	7.5	0.6	
ECWF6163□L()	0.016	12.5	6.0	8.9	13.9	10.0	7.5	0.6	
ECWF6183□L()	0.018	12.5	6.2	9.1	14.1	10.0	7.5	0.6	1000
ECWF6203□L()	0.020	12.5	6.5	9.3	14.3	10.0	7.5	0.6	
ECWF6223□L()	0.022	12.5	6.2	9.0	14.0	10.0	7.5	0.6	
ECWF6243□L()	0.024	12.5	6.4	9.2	14.2	10.0	7.5	0.6	900
ECWF6273□L()	0.027	13.0	6.6	9.5	14.5	10.0	7.5	0.8	
ECWF6303□L()	0.030	13.0	6.9	9.7	14.7	10.0	7.5	0.8	
ECWF6333□L()	0.033	13.0	7.1	10.0	15.0	10.0	7.5	0.8	800
ECWF6363□L()	0.036	13.0	7.3	10.2	15.2	10.0	7.5	0.8	
ECWF6393□L()	0.039	13.0	7.6	10.4	15.4	10.0	7.5	0.8	
ECWF6433□L()	0.043	13.0	7.9	10.7	15.7	10.0	7.5	0.8	500
ECWF6473□L()	0.047	15.5	6.4	10.8	15.8	12.5	7.5	0.8	
ECWF6513□L()	0.051	15.5	6.6	11.0	16.0	12.5	7.5	0.8	
ECWF6563□L()	0.056	15.5	6.8	11.2	16.2	12.5	7.5	0.8	400
ECWF6623□L()	0.062	15.5	7.1	11.5	16.5	12.5	7.5	0.8	
ECWF6683□L()	0.068	15.5	7.4	11.8	16.8	12.5	7.5	0.8	
ECWF6753□L()	0.075	15.5	7.7	12.1	17.1	12.5	7.5	0.8	300
ECWF6823□L()	0.082	15.5	8.0	12.4	17.4	12.5	7.5	0.8	
ECWF6913□L()	0.091	15.5	8.3	12.7	17.7	12.5	7.5	0.8	
ECWF6104□L()	0.10	18.0	7.7	12.1	17.1	15.0	10.0	0.8	200
ECWF6114□L()	0.11	18.0	8.0	12.4	17.4	15.0	10.0	0.8	
ECWF6124□L()	0.12	18.0	8.3	12.7	17.7	15.0	10.0	0.8	
ECWF6134□L()	0.13	18.0	8.5	13.0	18.0	15.0	10.0	0.8	300
ECWF6154□L()	0.15	18.0	9.1	13.5	18.5	15.0	10.0	0.8	
ECWF6164□L()	0.16	18.0	9.3	13.8	18.8	15.0	10.0	0.8	
ECWF6184□L()	0.18	18.0	9.8	14.2	19.1	15.0	10.0	0.8	200
ECWF6204□L()	0.20	18.0	10.3	14.7	19.7	15.0	10.0	0.8	
ECWF6224□L()	0.22	18.0	10.8	15.5	20.5	15.0	10.0	0.8	
ECWF6244□L()	0.24	18.0	11.2	15.9	20.9	15.0	10.0	0.8	300
ECWF6274□L()	0.27	20.5	10.4	16.7	21.7	17.5	12.5	0.8	
ECWF6304□L()	0.30	20.5	10.9	17.2	22.2	17.5	12.5	0.8	
ECWF6334□L()	0.33	20.5	11.4	17.7	22.7	17.5	12.5	0.8	200
ECWF6364□L()	0.36	20.5	11.9	18.5	23.5	17.5	12.5	0.8	
ECWF6394□L()	0.39	20.5	12.4	19.0	24.0	17.5	12.5	0.8	
ECWF6434□L()	0.43	20.5	13.0	19.5	24.5	17.5	12.5	0.8	—
ECWF6474□L()	0.47	20.5	13.5	20.1	25.1	17.5	12.5	0.8	
ECWF6514□L()	0.51	28.0	11.1	17.3	22.3	25.0	17.5	0.8	
ECWF6564□L()	0.56	28.0	11.6	17.8	22.8	25.0	17.5	0.8	—
ECWF6624□L()	0.62	28.0	12.1	18.7	23.7	25.0	17.5	0.8	
ECWF6684□L()	0.68	28.0	12.7	19.3	24.3	25.0	17.5	0.8	
ECWF6754□L()	0.75	28.0	13.3	19.9	24.9	25.0	17.5	0.8	—
ECWF6824□L()	0.82	28.0	13.9	20.5	25.5	25.0	17.5	0.8	
ECWF6914□L()	0.91	28.0	14.6	21.2	26.2	25.0	17.5	0.8	
ECWF6105□L()	1.0	28.0	15.5	22.3	27.3	25.0	17.5	0.8	—
ECWF6115□L()	1.1	28.0	16.3	23.0	28.0	25.0	17.5	0.8	
ECWF6125□L()	1.2	28.0	17.0	23.7	28.7	25.0	17.5	0.8	
ECWF6135□L()	1.3	28.0	17.6	24.4	29.4	25.0	17.5	0.8	—

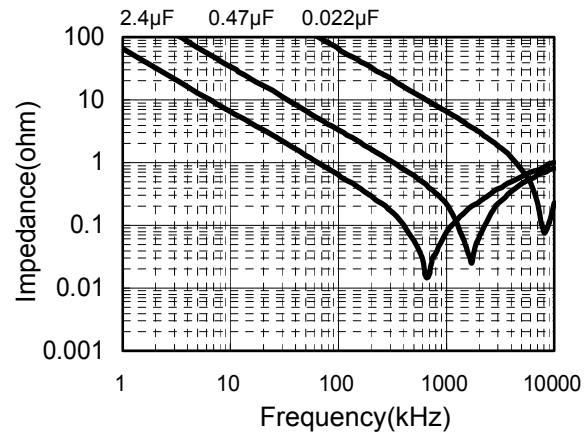
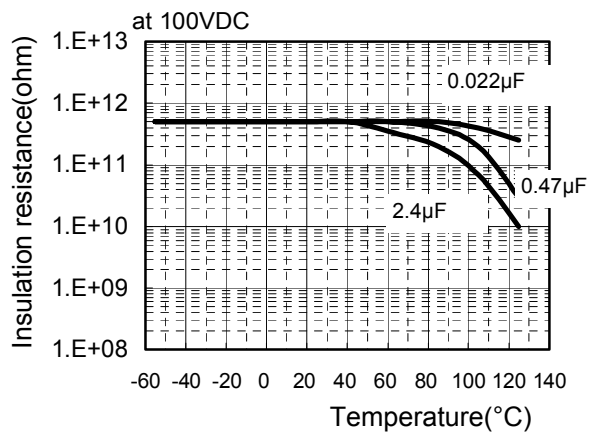
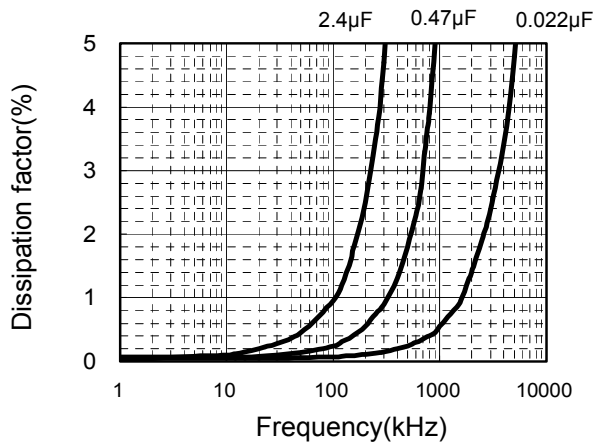
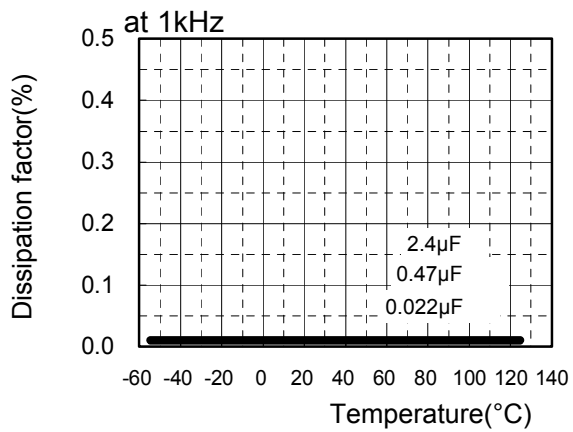
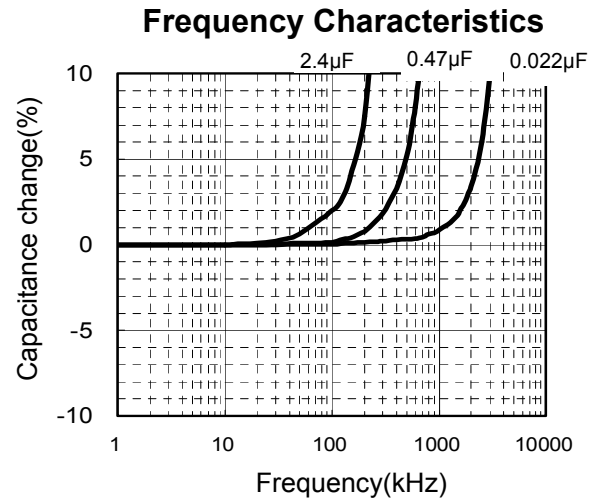
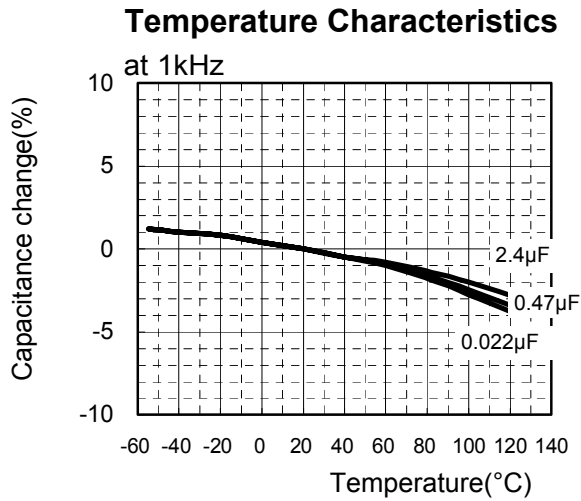
— Suffix for lead crimped

 — Capacitance tolerance code



ECWF(L) Type 400VDC series (Metallized Polypropylene Film)

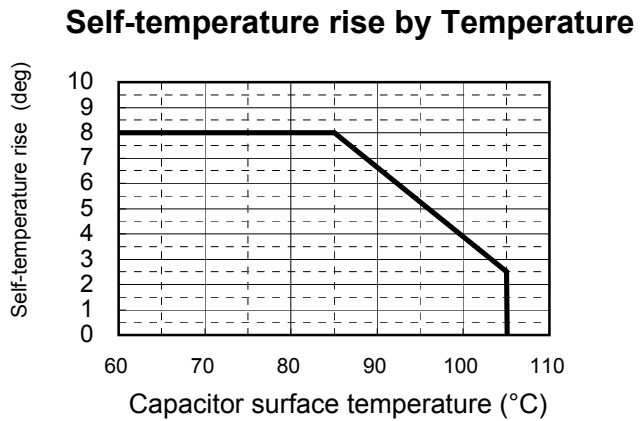
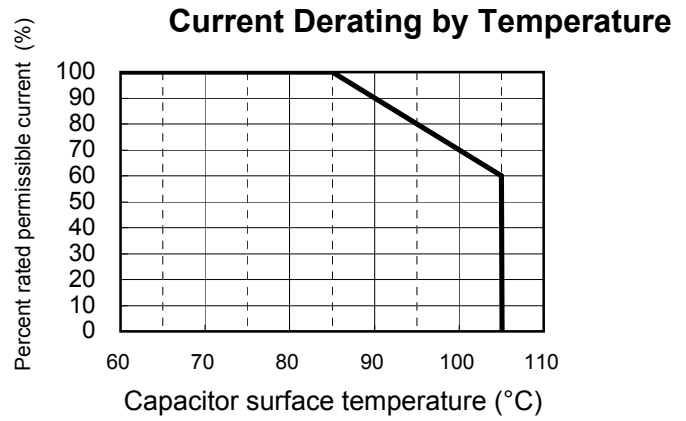
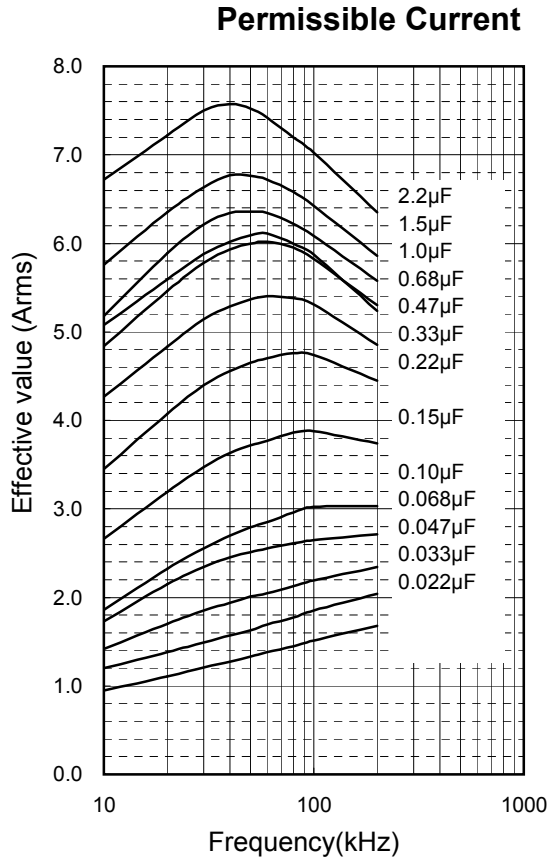
Electrical Characteristics <Typical Data >





ECWF(L) Type 400VDC series (Metallized Polypropylene Film)

Applicable Specifications



Pulse Handling Capability (dv/dt)

(Max 10000cycles)

Capacitance Value(µF)	code	dV/dt (V/µs)	Current(0-P) (A)	Capacitance Value(µF)	code	dV/dt (V/µs)	Current(0-P) (A)
0.022	223	412	9.1	0.27	274	154	41.6
0.027	273	412	11.1	0.33	334	154	50.8
0.033	333	412	13.6	0.39	394	154	60.1
0.039	393	283	11.0	0.47	474	154	72.4
0.047	473	283	13.3	0.56	564	136	76.2
0.056	563	283	15.8	0.68	684	136	92.5
0.068	683	283	19.2	0.82	824	113	92.7
0.082	823	283	23.2	1.00	105	113	113.0
0.10	104	200	20.0	1.20	125	85	102.0
0.12	124	200	24.0	1.50	155	85	127.5
0.15	154	200	30.0	1.80	185	85	153.0
0.18	184	200	36.0	2.20	225	85	187.0
0.22	224	200	44.0	2.40	245	85	204.0

* Please consult Panasonic if your condition exceeds the above

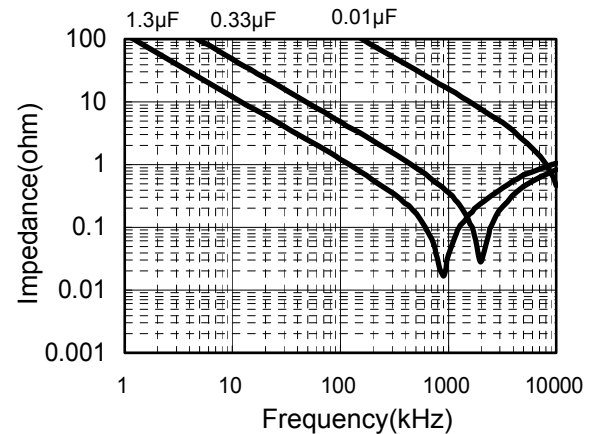
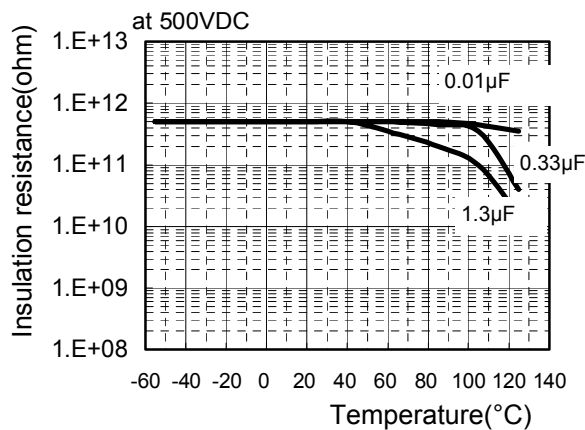
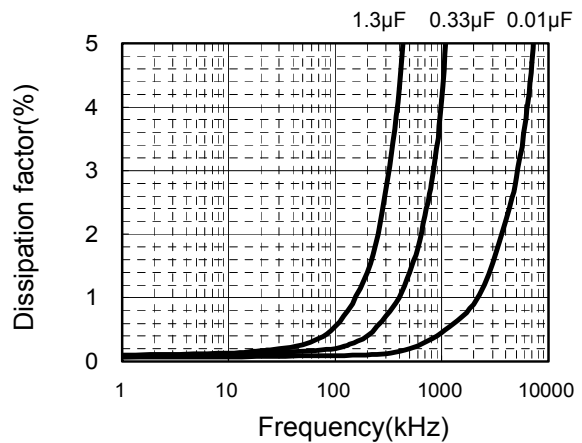
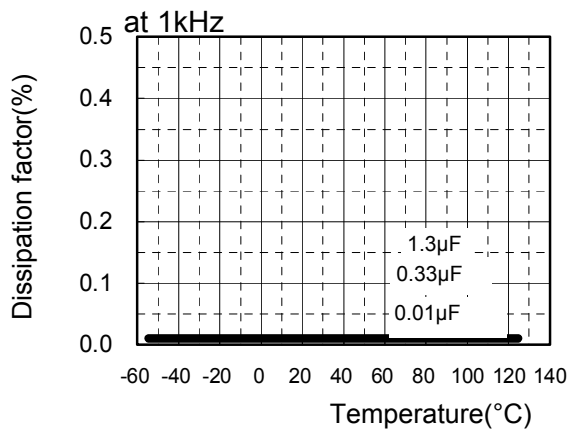
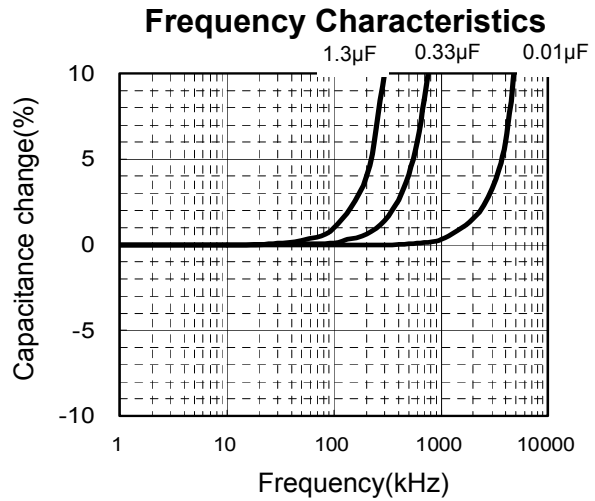
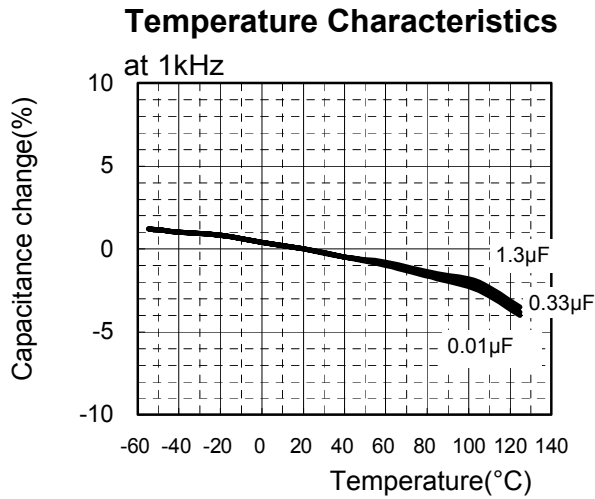
*When you use this product, peak voltage must not exceed DC rated voltage.

*The current(0-P) value is calculated using nominal capacitance.



ECWF(L) Type 630VDC series (Metallized Polypropylene Film)

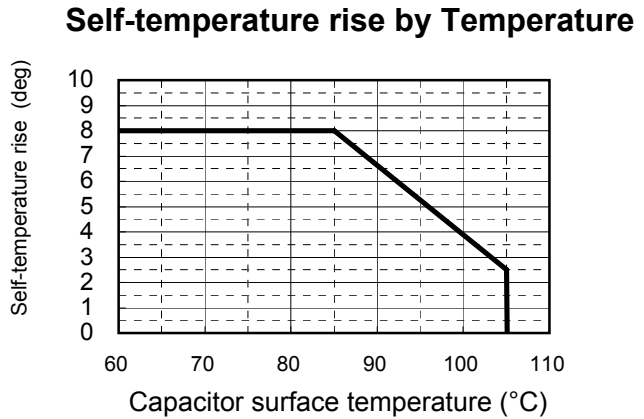
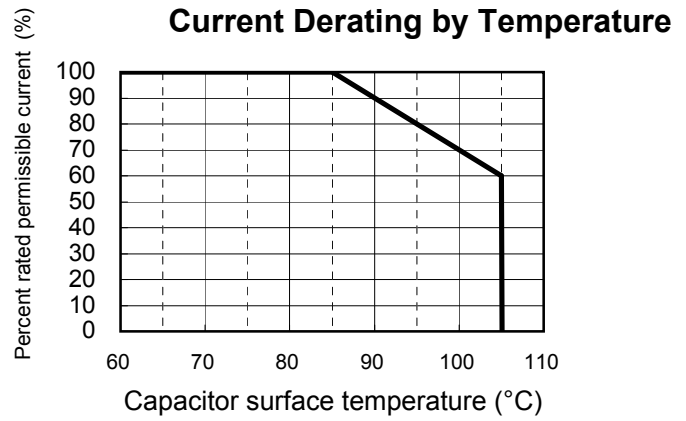
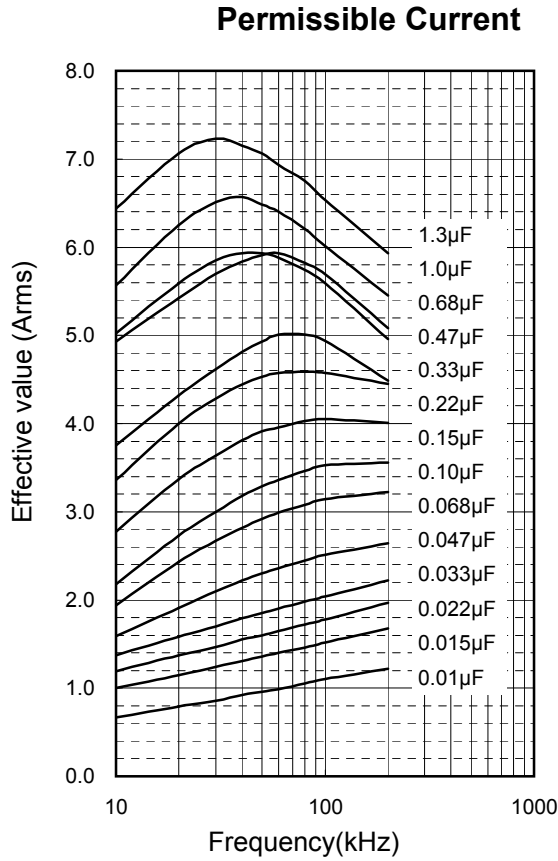
Electrical Characteristics <Typical Data >





ECWF(L) Type 630VDC series (Metallized Polypropylene Film)

Applicable Specifications



Pulse Handling Capability (dv/dt)

(Max 10000cycles)

Capacitance Value(µF)	code	dV/dt (V/us)	Current(0-P) (A)	Capacitance Value(µF)	code	dV/dt (V/us)	Current(0-P) (A)
0.01	103	561	5.6	0.12	124	249	29.9
0.012	123	561	6.7	0.15	154	249	37.4
0.015	153	561	8.4	0.18	184	249	44.8
0.018	183	561	10.1	0.22	224	249	54.8
0.022	223	451	9.9	0.27	274	216	58.3
0.027	273	451	12.2	0.33	334	216	71.3
0.033	333	451	14.9	0.39	394	216	84.2
0.039	393	451	17.6	0.47	474	216	101.5
0.047	473	332	15.6	0.56	564	131	73.4
0.056	563	332	18.6	0.68	684	131	89.1
0.068	683	332	22.6	0.82	824	131	107.4
0.082	823	332	27.2	1.00	105	131	131.0
0.10	104	249	24.9	1.20	125	131	157.2

* Please consult Panasonic if your condition exceeds the above

*When you use this product, peak voltage must not exceed DC rated voltage.

*The current(0-P) value is calculated using nominal capacitance.