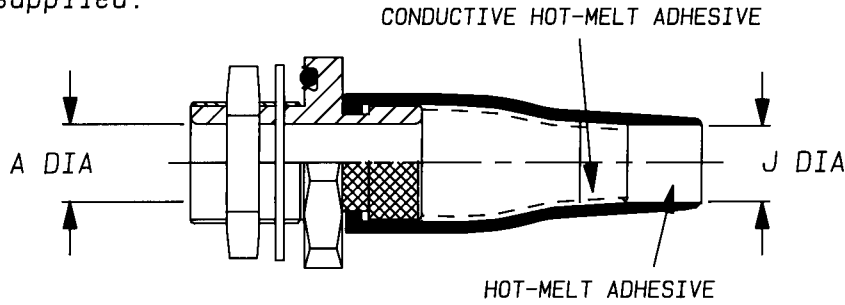


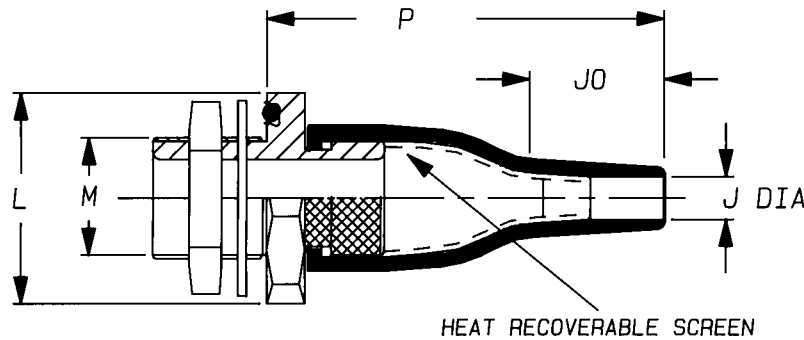
TCFR-\*\*-\*\*\*-0\*\*-25CH

See over for Part Numbering System

a) Part as supplied.



b) Part after unrestricted recovery.



KITS TO INCLUDE CLEANING TISSUE, 1 PIECE 100 GRIT EMERY CLOTH & PACKING PIECE.  
KIT TO BE USED IN CONJUNCTION WITH TCFS INSTALLATION PROCEDURE.

Dimensions (in millimetres)

PART No.	A min	J min a	M max b	A/F THREAD	Nut	L NOM	P ±10% b	J0 Ref b
TCFR-12	7.4	8.0	5.0	M12 x 1.5	17	24	50	15
TCFR-16	10.1	13.0	6.0	M16 x 1.5	22	29	52	17
TCFR-20	14.1	15.0	7.2	M20 x 1.5	27	34	60	20
TCFR-24	19.1	19.0	8.5	M24 x 1.5	30	38	74	25
TCFR-30	24.1	24.0	10.0	M30 x 1.5	36	47	85	30
TCFR-36	30.1	33.0	15.8	M36 x 1.5	41	52	95	30
TCFR-48	40.1	39.0	16.8	M48 x 1.5	55	67	112	38

Copyright (!)

Urheberrechte

The copyright in this drawing is the property of Raychem Ltd. The drawing is issued on condition that it is not copied, reproduced or disclosed to a third party, either in whole or in part without the prior written consent of Raychem Ltd.

Drawn A.LILLEY. Checked *[Signature]* Issue **2** Date November 1992 Conforms to ISO Recommendations

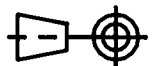
Approval  
Design

*[Signature]*

MRTG.

*[Signature]*

3rd Angle Projection  
Not to Scale



Iss.	Date	E.C.R. No.	Details of Change
2	November 1992	H0125	S/S 30 L WAS 48

Material

(-25) DIESEL RESISTANT ELASTOMER

Part Numbering System.

TCFR-\*\*-\*\*\*-0\*\*-25CH

