

Type 4 Mild Steel Freestanding Enclosure 1418 N4 FS

Series

Continuous Hinge Door with Clamps



Application

- Designed to house electrical, electronic, hydraulic or pneumatic controls with provision for panel mounting or rack mounting of equipment.
- Provides protection where equipment may be hosed down or otherwise be very wet, or in specific applications where corrosion is a serious problem.
- A variety of inner panels, rack mounting rails and swing out frames are available to provide flexibility in mounting arrangements.

Standards

- UL 508 Type 3R, 4 and 12
- CSA Type 3R, 4 and 12
- Complies with
 - NEMA Type 3R, 4, 12 and 3
 - IEC 60529, IP66

Construction

- Formed 12 gauge steel.
- Smooth, continuously welded seams without knockouts, cutouts or holes.
- Lifting eyes provide for easy enclosure handling.
- Doors are supported with heavy gauge continuous hinges.
- Doors are secured with heavy duty stainless steel clamps.
- Seamless poured-in place gasket.
- Provision for light kit mounting.
- Mounting channels are welded on the inside of the enclosure for mounting of optional inner panels or rack equipment rails.
- A grounding stud is provided in the enclosure and a bonding stud is provided on the door.

Finish

- Cover and enclosure are finished in recoatable smooth ANSI 61 gray powder coating.
- Optional inner panels are available in white powder coating, or unpainted galvanized steel.

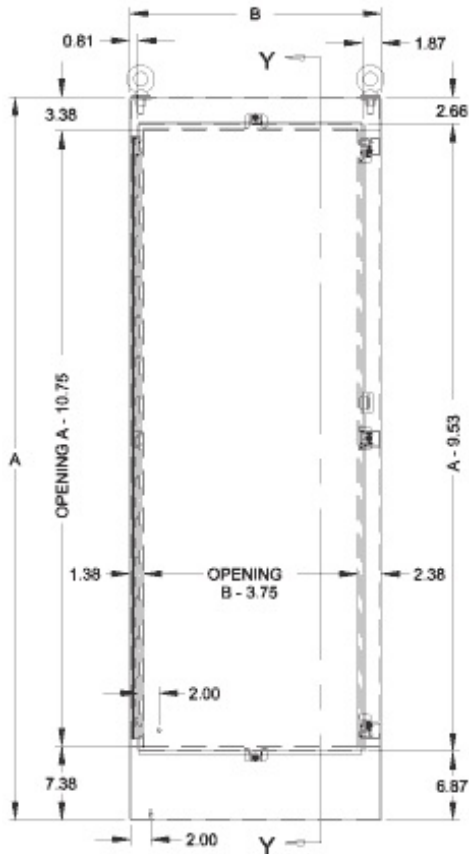
Accessories

[Cooling Products](#)
[Ventilation](#)

[Blowers and Fans](#)
[Door Stop Kit](#)

[Drip Shield Kit](#)
[Floor Stand Kit](#)
[Heaters](#)
[Lighting](#)
[Panel Rails](#)
[Temperature Controls](#)

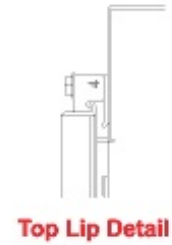
[Filtered Fans](#)
[Gland Plates](#)
[Inner Panels](#)
[Type 1 Louvered Ventilating Plates](#)
[Swing Out Frames](#)
[Window Kits](#)



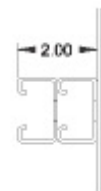
Front View



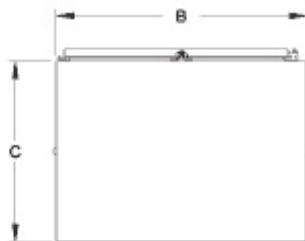
Section Y-Y



Top Lip Detail



Strut Detail - Right Side



Bottom View

Note: 4 eyebolts are provided for 30.06" and 36.06" deep enclosures (both dual and single access)

Part No.	A	B	C	Optional Full Panel ¹	Ship Wt. (lbs)
1418N4W18	72.06	25.06	18.06	72WFW	290
1418N4X24	72.06	31.06	24.06	72XFW	250
1418N4Y24	72.06	37.06	24.06	72YFW	390

¹ Refers to optional full height/full width panels. [Depth panels/half height width panels are also available](#)

